

1-4-2017

# Palladium-Catalyzed Intramolecular Cross-Dehydrogenative Coupling: Synthesis of Fused Imidazo[1,2-a]pyrimidines and Pyrazolo[1,5-a]pyrimidines

Siva K. Reddy Kotla  
*Chapman University*

Jaya Kishore Vandavasi  
*Kaohsiung Medical University*

Jeh-Jeh Wang  
*Kaohsiung Medical University*

Keykavous Parang  
*Chapman University*, parang@chapman.edu

Rakesh Tiwari  
*Chapman University*, tiwari@chapman.edu

Follow this and additional works at: [http://digitalcommons.chapman.edu/pharmacy\\_articles](http://digitalcommons.chapman.edu/pharmacy_articles)

 Part of the [Organic Chemistry Commons](#)

---

## Recommended Citation

Reddy Kotla, S.K., Vandavasi, J.K., Wang, J.-J., Parang, K., Tiwari, R.K., 2017. Palladium-Catalyzed Intramolecular Cross-Dehydrogenative Coupling: Synthesis of Fused Imidazo[1,2-a]pyrimidines and Pyrazolo[1,5-a]pyrimidines. *ACS Omega* 2, 11–19. doi:10.1021/acsomega.6b00417

This Article is brought to you for free and open access by the School of Pharmacy at Chapman University Digital Commons. It has been accepted for inclusion in Pharmacy Faculty Articles and Research by an authorized administrator of Chapman University Digital Commons. For more information, please contact [laughtin@chapman.edu](mailto:laughtin@chapman.edu).

---

# Palladium-Catalyzed Intramolecular Cross-Dehydrogenative Coupling: Synthesis of Fused Imidazo[1,2-a]pyrimidines and Pyrazolo[1,5-a]pyrimidines

## Comments

This article was originally published in *ACS Omega*, volume 2, in 2017. DOI: [10.1021/acsomega.6b00417](https://doi.org/10.1021/acsomega.6b00417)

It is published under an [ACS Author Choice License](#).

## Copyright

American Chemical Society

# Palladium-Catalyzed Intramolecular Cross-Dehydrogenative Coupling: Synthesis of Fused Imidazo[1,2-*a*]pyrimidines and Pyrazolo[1,5-*a*]pyrimidines

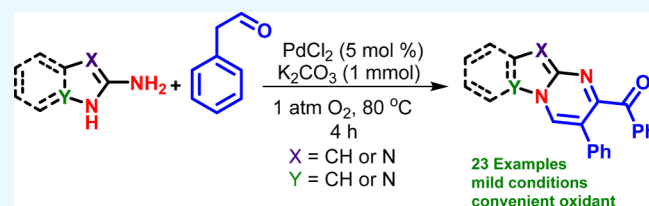
Siva K. Reddy Kotla,<sup>†,§</sup> Jaya Kishore Vandavasi,<sup>‡,§,||</sup> Jeh-Jeng Wang,<sup>‡</sup> Keykavous Parang,<sup>†</sup> and Rakesh K. Tiwari<sup>\*,†,§</sup>

<sup>†</sup>Center for Targeted Drug Delivery, Department of Biomedical and Pharmaceutical Sciences, Chapman University School of Pharmacy, Harry and Diane Rinker Health Science Campus, 9401 Jeronimo Road, Irvine, California 92618-1908, United States

<sup>‡</sup>Department of Medicinal and Applied Chemistry, Kaohsiung Medical University, Kaohsiung 807, Taiwan

## Supporting Information

**ABSTRACT:** A palladium-catalyzed intramolecular dehydrogenative coupling reaction was developed for the synthesis of fused imidazo[1,2-*a*]pyrimidines and pyrazolo[1,5-*a*]pyrimidines. The developed protocol provides a practical approach for the synthesis of biologically important substituted pyrimidines from easily available substrates, with a broad substrate scope under mild reaction conditions.



## INTRODUCTION

Cross-dehydrogenative coupling (CDC) that combines two C–H bonds to form a new carbon–carbon (C–C) bond has attracted much attention of organic chemists in the past decade.<sup>1–6</sup> Traditional cross-coupling reactions utilize prefunctionalized starting precursors as organohalides and/or organometallic derivatives. They lead to stoichiometric amounts of waste, whereas couplings via CDC of C(sp<sup>2</sup>)–H bonds are economical and powerful tools to synthesize complex heterocycles.<sup>7</sup> These methods have been studied by employing various metal catalysts, organocatalysts, and photocatalysts to synthesize a wide range of organic molecules. In quest of other efficient and green organic transformations, direct functionalization of C–H bonds with metal catalyst plays a vital role in all areas of chemistry.<sup>8–12</sup> Among them, palladium-catalyzed CDC reactions have appeared as one of the most significant new approaches in organic synthesis.<sup>13–23</sup> A few protocols have been reported with palladium to access fused heterocycles via an intramolecular CDC.<sup>7,24</sup>

The use of direct oxidative intramolecular CDC for imine and enamine compounds for the construction of fused heterocycles is of interest. The reported CDC reactions contained a stoichiometric amount of oxidants, such as PhI(OAc)<sub>2</sub>,<sup>25</sup> MnO<sub>2</sub>,<sup>26</sup> TBHP,<sup>27</sup> Cu(OAc)<sub>2</sub>,<sup>28–31</sup> AgOAc,<sup>32</sup> and others,<sup>33,34</sup> to maintain the catalytic cycle, which produced large amounts of waste and toxic byproducts. An elegant approach to avoid these limitations was the use of oxygen as a sole oxidant, which produced water as by-product after the reaction.<sup>25</sup>

The heteroaryl scaffold containing imidazo[1,2-*a*]pyrimidine is a masked form of the 2-aminoimidazole moiety, which showed prominent biological applications (Figure 1) as anxiolytic (A),<sup>35</sup> p38 kinase inhibitor (B),<sup>36</sup> anticonvulsant

(C),<sup>37</sup> DPP4 inhibitor (D),<sup>38</sup> and androgen receptor antagonist (E).<sup>39</sup> The synthesis of imidazo[1,2-*a*]pyrimidines has been previously reported from nitrenoids in the presence of gold catalysts (Scheme 1a)<sup>40</sup> and from pyrimidyl arylamines or enamines with hypervalent iodine reagent (Scheme 1b).<sup>41</sup> Some of the reported methods need longer reaction times, require starting materials, which are synthesized in multiple steps, and have limited substrate scope. Thus, it is necessary to develop a simple and safer alternative method for these compounds. Herein, we report our initial results on the synthesis of imidazo[1,2-*a*]pyrimidines via a tandem reaction of amine and aldehyde derivatives under palladium catalysis, which involves oxidative CDC in the presence of air as an oxidant (Scheme 1c). To the best of our knowledge, this is the first report of using CDC reaction to produce fused imidazo[1,2-*a*]pyrimidine analogues.

## RESULTS AND DISCUSSION

Our initial experiment commenced with the reaction of 1H-benzo[*d*]imidazol-2-amine (1a) and 2-phenylacetaldehyde (2a) in the presence of CuCl<sub>2</sub> and K<sub>2</sub>CO<sub>3</sub> in toluene at 80 °C for 4 h, which resulted in the desired product, phenyl(3-phenylbenzo[4,5]imidazo[1,2-*a*]pyrimidin-2-yl)methanone (3a), with a yield of less than 10% (Table 1, entry 1). Other halogenated metal salts, such as Fe, Pd, Zn, and Sn, were scrutinized to increase the yield of 3a (entries 2–6), and among them, PdCl<sub>2</sub> showed better results by giving 80% yield of 3a (entry 4, Table 1). Next, we focused on screening different palladium salts, such as Pd(OAc)<sub>2</sub>, Pd(OH)<sub>2</sub>, and Pd(TFA)<sub>2</sub>.

**Received:** November 23, 2016

**Accepted:** December 20, 2016

**Published:** January 4, 2017

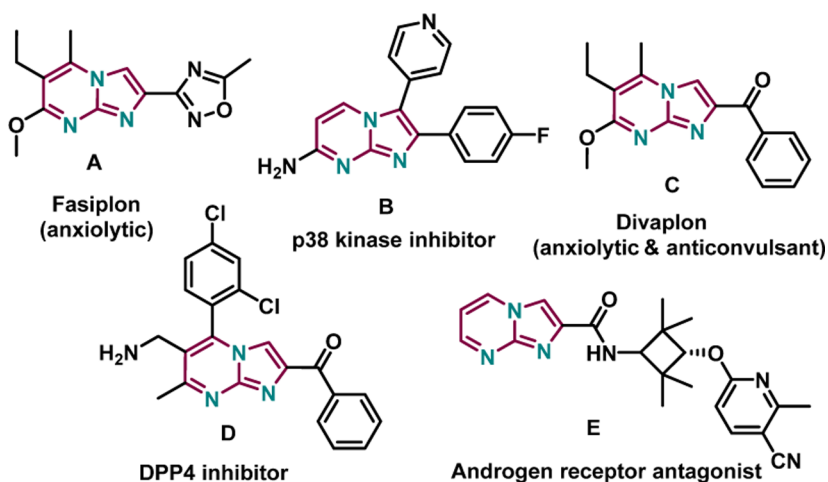
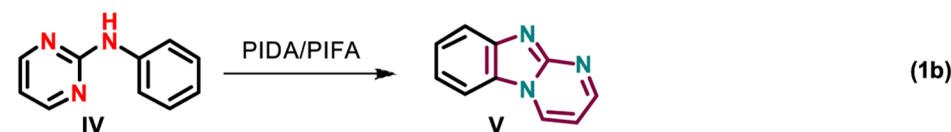
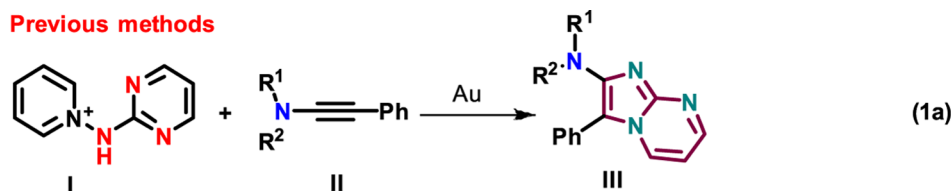


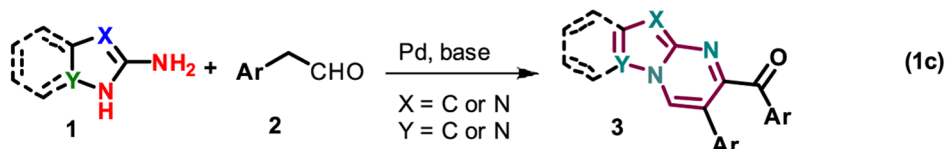
Figure 1. Biologically potent imidazo[1,2-*a*]pyrimidines.

Scheme 1. Various Pathways to Synthesize Imidazo[1,2-*a*]pyrimidine

Previous methods



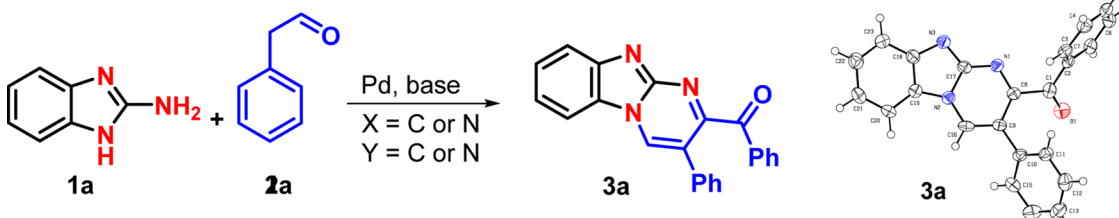
Our method



(entries 7–9), to improve the yield of **3a** further and found that  $\text{PdCl}_2$  was the best among all of these palladium catalysts. After choosing  $\text{PdCl}_2$ , various bases were also screened (entries 10–12), among which  $\text{K}_2\text{CO}_3$  (entry 4) was found to give a higher yield of **3a**. The evaluation of reaction solvents, such as acetonitrile, dimethylformamide (DMF), dimethyl sulfoxide (DMSO), and tetrahydrofuran (THF) (entries 13–16), revealed that toluene is the preferred solvent for this reaction. The reaction temperature and the amount of the reagent were also optimized (entries 17–20). The reaction of 1*H*-benzo[*d*]-imidazol-2-amine **1a** and 2-phenylacetaldehyde **2a** (2 mmol) in the presence of  $\text{PdCl}_2$  and  $\text{K}_2\text{CO}_3$  in toluene at room temperature did not produce **3a** (entry 17). The yield of **3a** was not high at elevated temperature (entry 18). Importantly, lowering of the  $\text{PdCl}_2$  to 2 mol % or increasing to 10 mol % had no impact on the reaction rate (entries 19 and 20, respectively). The reaction time was increased from 4 to 6 h, with no change in the yield (entry 21). Among all of these reaction conditions, the optimized condition was chosen as entry 4 in Table 1. The structure of **3a** was confirmed by X-ray crystallographic analysis (Table 1; files *si\_001* and *si\_002* of the Supporting Information).<sup>42</sup>

To examine the scope of the developed protocol, a series of imidazo[1,2-*a*]pyrimidine derivatives was synthesized by the reaction of differently substituted 1*H*-benzo[*d*]imidazol-2-amines **1** and 2-arylacetaldehyde **2**. The results are summarized in Table 2. The starting materials containing electron-donating groups gave higher yields (**3b–f**, **3h**, and **3m–p**) compared to those of materials containing electron-withdrawing groups (**3g**, **3i**, and **3j–l**). The reaction with a strong electron-withdrawing group,  $-\text{NO}_2$  (**3q**), was detected in the crude reaction mixture using mass spectrometry; however, the isolation was not successful due to the stability of the compound. An aliphatic aldehyde was used instead of 2-phenylacetaldehyde for the reaction, which provided none of the desired compound (**3r**); our assumption was that the low stability of enamine may be the reason of failure.

To explore the applicability of the developed reaction further, we tested single-ring heterocycles, such as 1*H*-pyrazol-5-amine and 1*H*-imidazol-2-amine, as starting materials. The reaction succeeded and resulted in satisfactory yields of the corresponding fused heterocycles **5a–f** (Table 3). The formation of these products in good to excellent yields suggests the generality of the developed method.

Table 1. Optimization of Reaction Conditions for the Synthesis of Imidazo[1,2-*a*]pyrimidines<sup>a</sup>


entry	catalyst	base	temp (°C)	solvent	yield (%)
1	CuCl <sub>2</sub>	K <sub>2</sub> CO <sub>3</sub>	80	PhMe	<10
2	FeCl <sub>2</sub>	K <sub>2</sub> CO <sub>3</sub>	80	PhMe	<10
3	FeCl <sub>3</sub>	K <sub>2</sub> CO <sub>3</sub>	80	PhMe	<10
4	PdCl <sub>2</sub>	K <sub>2</sub> CO <sub>3</sub>	80	PhMe	80
5	ZnCl <sub>2</sub>	K <sub>2</sub> CO <sub>3</sub>	80	PhMe	30
6	SnCl <sub>2</sub>	K <sub>2</sub> CO <sub>3</sub>	80	PhMe	26
7	Pd(OAc) <sub>2</sub>	K <sub>2</sub> CO <sub>3</sub>	80	PhMe	47
8	Pd(OH) <sub>2</sub>	K <sub>2</sub> CO <sub>3</sub>	80	PhMe	34
9	Pd(TFA) <sub>2</sub>	K <sub>2</sub> CO <sub>3</sub>	80	PhMe	39
10	PdCl <sub>2</sub>	Na <sub>2</sub> CO <sub>3</sub>	80	PhMe	64
11	PdCl <sub>2</sub>	Cs <sub>2</sub> CO <sub>3</sub>	80	PhMe	71
12	PdCl <sub>2</sub>	Li <sub>2</sub> CO <sub>3</sub>	80	PhMe	69
13	PdCl <sub>2</sub>	K <sub>2</sub> CO <sub>3</sub>	80	CH <sub>3</sub> CN	63
14	PdCl <sub>2</sub>	K <sub>2</sub> CO <sub>3</sub>	80	DMF	58
15	PdCl <sub>2</sub>	K <sub>2</sub> CO <sub>3</sub>	80	DMSO	61
16	PdCl <sub>2</sub>	K <sub>2</sub> CO <sub>3</sub>	80	THF	43
17	PdCl <sub>2</sub>	K <sub>2</sub> CO <sub>3</sub>	28	PhMe	0
18	PdCl <sub>2</sub>	K <sub>2</sub> CO <sub>3</sub>	100	PhMe	76
19 <sup>b</sup>	PdCl <sub>2</sub>	K <sub>2</sub> CO <sub>3</sub>	80	PhMe	78
20 <sup>c</sup>	PdCl <sub>2</sub>	K <sub>2</sub> CO <sub>3</sub>	80	PhMe	80
21 <sup>d</sup>	PdCl <sub>2</sub>	K <sub>2</sub> CO <sub>3</sub>	80	PhMe	80
22	PdCl <sub>2</sub>	K <sub>2</sub> CO <sub>3</sub>	60	PhMe	62
23 <sup>e</sup>	PdCl <sub>2</sub>	K <sub>2</sub> CO <sub>3</sub>	80	PhMe	78

<sup>a</sup>1a (1 mmol), 2a (2 mmol), catalyst (5 mol %), base (2 mmol), 80 °C, 4 h. <sup>b</sup>PdCl<sub>2</sub> (2 mol %). <sup>c</sup>PdCl<sub>2</sub> (10 mol %). <sup>d</sup>6 h. <sup>e</sup>PdCl<sub>2</sub> (3 mol %).

We performed functional group transformation of compound 3a (Scheme 2) through reduction with NaBH<sub>4</sub> to produce alcohol 6a. An attempt to synthesize the hydrazone derivative of compound 3a resulted in the formation of compound 7, which was confirmed by HRMS.

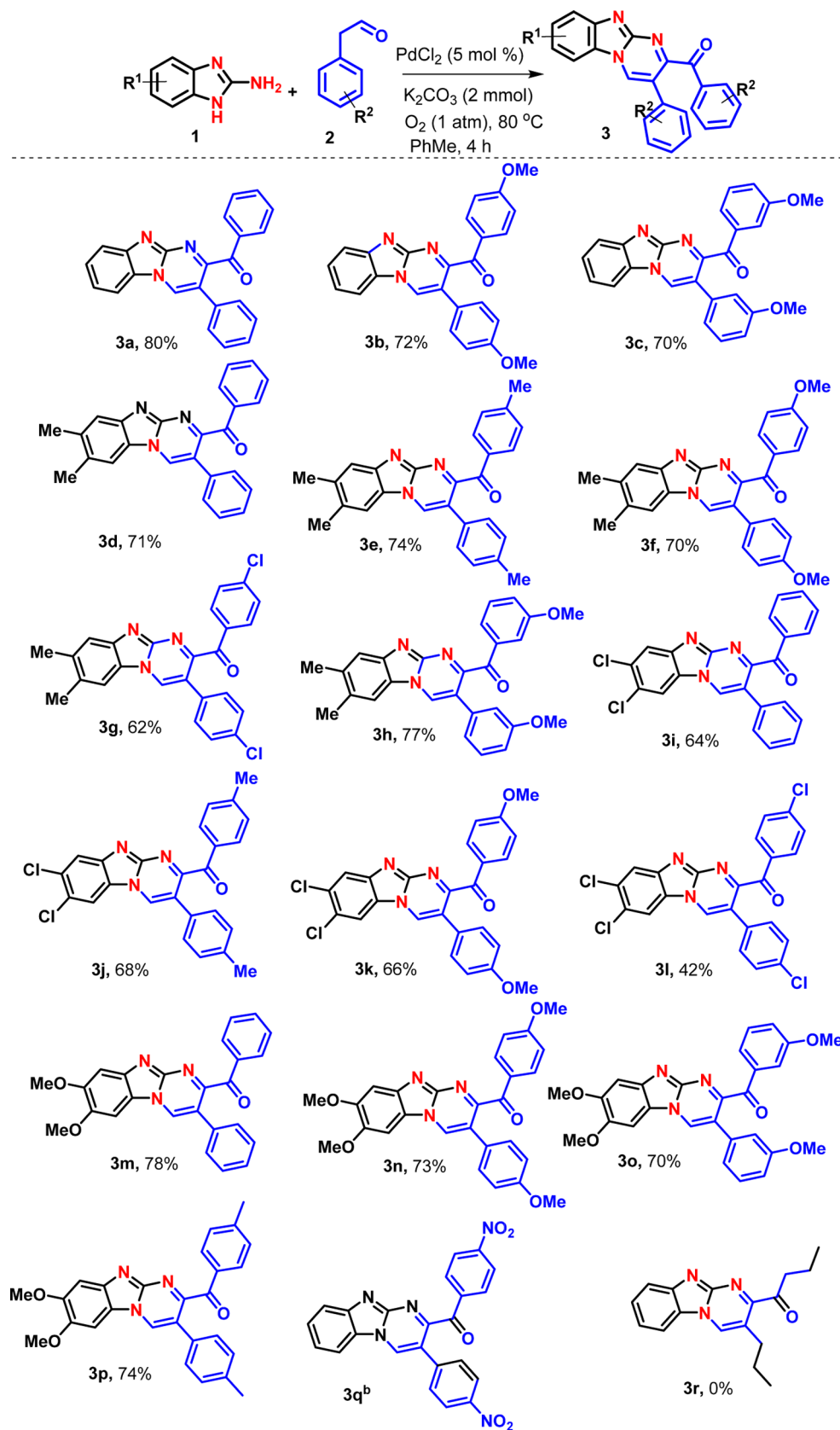
A plausible mechanism is proposed in Scheme 3 for the synthesis of imidazo[1,2-*a*]pyrimidine derivatives. In the proposed mechanism, the initial step involves the formation of intermediate A by the condensation of 4a with 2a, which then reacts with Pd(II) to generate intermediate B. The deprotonation of intermediate B leads to vinyl Pd intermediate C, which undergoes an intramolecular attack with imine to give seven-membered palladium cycle D. The 1,2-Pd migration in intermediate D produces six-membered aza cyclic compound E, which may result in the formation of intermediate F or F' after reductive palladium elimination. Intermediate F' could undergo a well-known Wacker–Tsuji type of oxidation in the presence of Pd (II). Pd(O) was oxidized by utilizing the oxygen to produce Pd(II), which further could lead to a  $\pi$  complex species in compound G. This compound is expected to undergo hydration in the presence of water, which may lead to compound I, and it could undergo reductive elimination of Pd to yield compound J that is finally oxidized to give the desired product, 5a.

## CONCLUSIONS

In conclusion, we have developed a simple, mild, and efficient method for the synthesis of fused imidazo[1,2-*a*]pyrimidines and pyrazolo[1,5-*a*]pyrimidines via a tandem reaction of the corresponding 2-arylacetaldehyde and azole-amine in the presence of PdCl<sub>2</sub>. The developed protocol will be not only applicable as a versatile method for the mentioned heterocycles but also useful to construct complex derivatives.

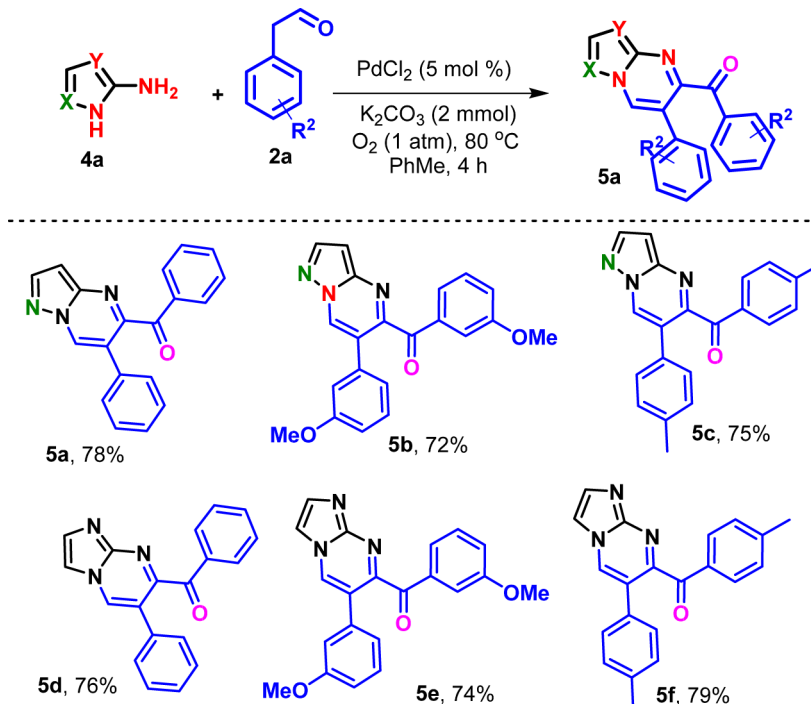
## EXPERIMENTAL SECTION

**General Information.** Unless otherwise noted, all of the reactions for the preparation of the substrates were performed in oven-dried glassware with freshly distilled solvents. The solvents were dried under standard methods. All other commercial reagents were used without further purification. <sup>1</sup>H NMR and <sup>13</sup>C NMR spectra were recorded on Bruker 400 MHz spectrometers using chloroform-*d* (CDCl<sub>3</sub>) as the internal standard. Multiplicities were denoted as (s = singlet, d = doublet, t = triplet, q = quartet, m = multiplet or overlap of nonequivalent resonances, integration). Aluminum-backed plates precoated with silica gel 60F254 were used for thin-layer chromatography and were visualized with a UV lamp. The melting points were uncorrected. MS and HRMS were obtained on QTOF Bruker Impact II using electrospray ionization (ESI) source. X-ray was recorded on Bruker D8

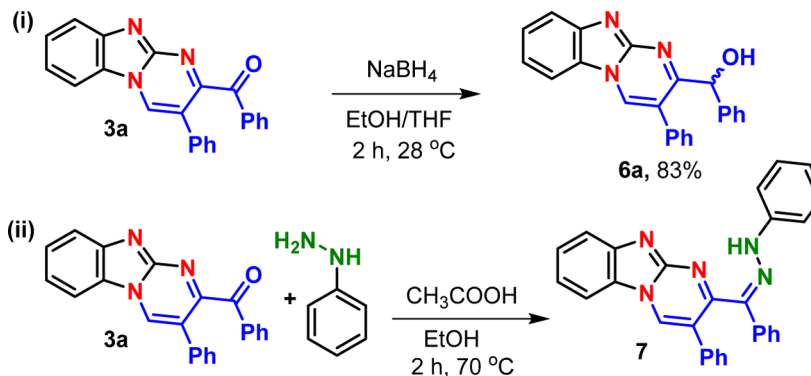
Table 2. Synthesis of Imidazo[1,2-*a*]pyrimidines by CDC<sup>a,b</sup>

<sup>a</sup>Compound 1a (1 mmol), compound 2a (2 mmol), catalyst (5 mol %), base (2 mmol), 80 °C, 4 h. <sup>b</sup>High resolution mass spectra (HRMS) showed peak of comp 3q.



Table 3. Direct Way to Synthesize Fused Bicyclic Systems<sup>a</sup>

<sup>a</sup>Compound **4a** (1 mmol), **2a** (2 mmol), catalyst (5 mol %), base (2 mmol), 80 °C, 4 h.

Scheme 2. Applications of Compound **3a**

venture gallium liquid metal jet single-crystal diffraction system. Flash column chromatography was carried out over silica gel 60 (230–400 mesh).

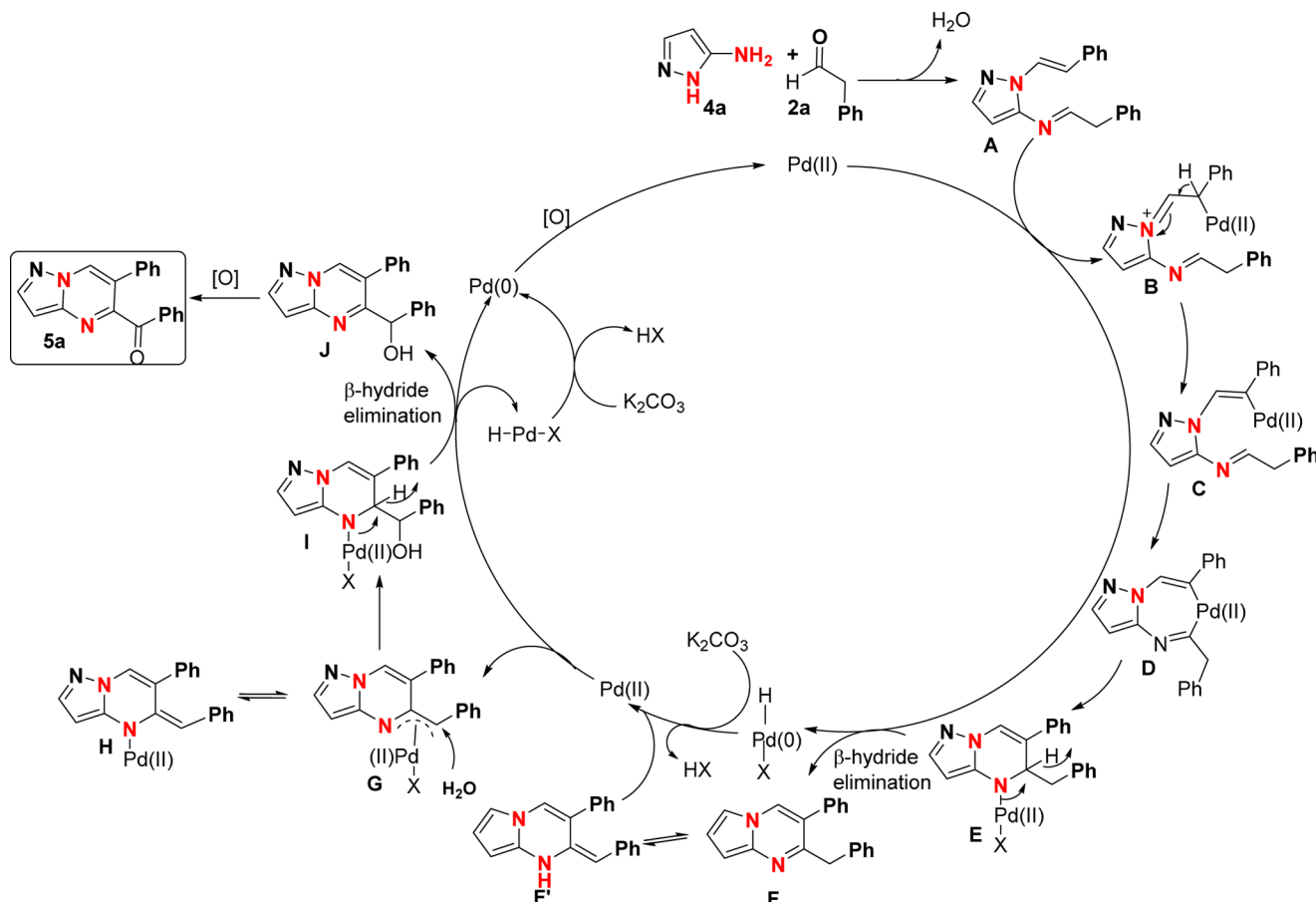
**Experimental Procedures and Spectral Data.** *General Procedure for the Synthesis of Fused Imidazo[1,2-*a*]pyrimidines.* A suspension of 1*H*-benzo[*d*]imidazol-2-amine **1** (100 mg, 1.00 mmol, 1.00 equiv), 2-phenylacetaldehyde **2** (180.4 mg, 2 equiv),  $\text{PdCl}_2$  (6.65 mg, 0.037 mmol, 5 mol%), and  $\text{K}_2\text{CO}_3$  (101 mg, 2.00 equiv) in anhydrous toluene (5.0 mL) was stirred at 80 °C for 4 h under oxygen atmosphere (1 atm). At ambient temperature, the solvent was evaporated in vacuo and the remaining residue was purified by column chromatography on silica gel (*n*-hexane/EtOAc) to yield product **3a**. Similar procedures were followed to synthesize compounds **3b–p** and **5a–e** (Supporting Information).

*Phenyl(3-phenylbenzo[4,5]imidazo[1,2-*a*]pyrimidin-2-yl)methanone (3a).* This compound was obtained as a yellow solid (80%) with mp 204.4–206.4 °C;  $^1\text{H}$  NMR (400 MHz,  $\text{CDCl}_3$ ):  $\delta$  8.81 (s, 1H), 8.00–7.91 (m, 4H), 7.60–7.56 (m, 2H), 7.44–7.41 (m, 3H), 7.31 (s, 5H);  $^{13}\text{C}$  NMR (100 MHz,

$\text{CDCl}_3$ ):  $\delta$  192.0, 160.7, 148.4, 145.2, 135.0, 134.2, 133.5, 133.2, 130.6, 129.0, 128.9, 128.7, 128.5, 127.1, 122.8, 120.8, 111.1; HRMS (ESI) calcd  $[\text{C}_{23}\text{H}_{16}\text{N}_3\text{O}]$   $[\text{M} + \text{H}]^+$ : 350.1294, found: 350.1291.

*(4-Methoxyphenyl)(3-(4-methoxyphenyl)benzo[4,5]-imidazo[1,2-*a*]pyrimidin-2-yl)methanone (3b).* This compound was obtained as a yellow solid (72%) with mp 190.7–192.3 °C;  $^1\text{H}$  NMR (400 MHz,  $\text{CDCl}_3$ ):  $\delta$  8.73 (s, 1H), 7.97–7.89 (m, 4H), 7.57 (s, 1H), 7.42 (s, 1H), 7.24–7.23 (m, 2H), 6.90–6.83 (m, 4H), 3.85 (s, 3H), 3.76 (s, 3H);  $^{13}\text{C}$  NMR (100 MHz,  $\text{CDCl}_3$ ):  $\delta$  190.8, 164.5, 161.4, 159.9, 148.4, 145.1, 133.1, 132.8, 130.3, 128.3, 126.8, 125.9, 122.7, 120.8, 114.4, 114.0, 110.0, 55.6, 55.3; HRMS (ESI) calcd  $[\text{C}_{25}\text{H}_{20}\text{N}_3\text{O}_3]$   $[\text{M} + \text{H}]^+$ : 410.1505, found: 410.1500.

*(3-Methoxyphenyl)(3-(3-methoxyphenyl)benzo[4,5]-imidazo[1,2-*a*]pyrimidin-2-yl)methanone (3c).* This compound was obtained as a yellow solid (70%) with mp 202.3–204.1 °C;  $^1\text{H}$  NMR (400 MHz,  $\text{CDCl}_3$ ):  $\delta$  8.87 (s, 1H), 8.10 (s, 1H), 8.00–7.99 (m, 1H), 7.64 (s, 1H), 7.56–7.48 (m, 3H), 7.36 (t,  $J$  = 8.0 Hz, 1H), 7.30–7.26 (m, 1H), 7.16 (d,  $J$  = 8.0

Scheme 3. Plausible Mechanism to Synthesize Imidazo[1,2-*a*]pyrimidine Derivatives

Hz, 1H), 6.94–6.89 (m, 3H), 3.83 (s, 3H), 3.71 (s, 3H);  $^{13}\text{C}$  NMR (100 MHz,  $\text{CDCl}_3$ ):  $\delta$  191.8, 160.8, 159.8, 136.4, 134.8, 132.9, 130.1, 129.7, 127.1, 124.0, 122.9, 121.3, 121.2, 120.9, 114.6, 114.3, 113.7, 110.9, 55.5, 55.2; HRMS (ESI) calcd  $[\text{C}_{25}\text{H}_{20}\text{N}_3\text{O}_3]$   $[\text{M} + \text{H}]^+$ : 410.1505, found: 410.1502.

(7,8-Dimethyl-3-phenylbenzo[4,5]imidazo[1,2-*a*]pyrimidin-2-yl)(phenyl)methanone (**3d**). This compound was obtained as a yellow solid (71%) with mp 118.5–120.2 °C;  $^1\text{H}$  NMR (400 MHz,  $\text{CDCl}_3$ ):  $\delta$  8.83 (s, 1H), 7.99 (s, 2H), 7.85–7.77 (m, 2H), 7.56–7.28 (m, 8H), 2.44 (s, 6H);  $^{13}\text{C}$  NMR (100 MHz,  $\text{CDCl}_3$ ):  $\delta$  192.2, 171.2, 159.0, 136.9, 135.2, 134.0, 133.8, 133.1, 132.8, 130.6, 128.9, 128.8, 128.6, 128.3, 120.7, 111.1, 20.8, 20.7; HRMS (ESI) calcd  $[\text{C}_{25}\text{H}_{20}\text{N}_3\text{O}]$   $[\text{M} + \text{H}]^+$ : 378.1607, found: 378.1605.

(7,8-Dimethyl-3-(*p*-tolyl)benzo[4,5]imidazo[1,2-*a*]pyrimidin-2-yl)(*p*-tolyl)methanone (**3e**). This compound was obtained as a yellow solid (74%) with mp 114.7–116.4 °C;  $^1\text{H}$  NMR (400 MHz,  $\text{CDCl}_3$ ):  $\delta$  8.75 (s, 1H), 7.92 (d,  $J$  = 8 Hz, 2H), 7.83 (s, 1H), 7.74 (s, 1H), 7.26–7.21 (m, 4H), 7.14 (d,  $J$  = 8 Hz, 2H), 2.49 (s, 3H), 2.48 (s, 3H), 2.42 (s, 3H), 2.33 (s, 3H);  $^{13}\text{C}$  NMR (100 MHz,  $\text{CDCl}_3$ ):  $\delta$  191.9, 159.7, 145.2, 138.4, 136.8, 132.8, 132.6, 132.5, 131.0, 130.8, 129.7, 129.4, 128.7, 120.7, 110.8, 21.9, 21.2, 20.9, 20.8; HRMS (ESI) calcd  $[\text{C}_{27}\text{H}_{24}\text{N}_3\text{O}]$   $[\text{M} + \text{H}]^+$ : 406.1920, found: 406.1914.

(4-Methoxyphenyl)(3-(4-methoxyphenyl)-7,8-dimethylbenzo[4,5]imidazo[1,2-*a*]pyrimidin-2-yl)methanone (**3f**). This compound was obtained as a yellow solid (70%) with mp 226.6–228.3 °C;  $^1\text{H}$  NMR (400 MHz,  $\text{CDCl}_3$ ):  $\delta$  8.69 (s, 1H), 7.97 (d,  $J$  = 8 Hz, 2H), 7.77–7.70 (m, 2H), 7.23 (d,  $J$  = 8

Hz, 2H), 6.86 (dd,  $J$  = 8, 20 Hz, 4H), 3.86 (s, 3H), 3.76 (s, 3H), 2.47 (s, 3H), 2.45 (s, 3H);  $^{13}\text{C}$  NMR (100 MHz,  $\text{CDCl}_3$ ):  $\delta$  191.0, 164.4, 159.7, 133.1, 132.5, 130.1, 128.3, 126.1, 120.4, 114.3, 114.0, 110.8, 55.6, 55.3, 20.9, 20.8; HRMS (ESI) calcd  $[\text{C}_{27}\text{H}_{24}\text{N}_3\text{O}_3]$   $[\text{M} + \text{H}]^+$ : 438.1818, found: 438.1809.

(4-Chlorophenyl)(3-(4-chlorophenyl)-7,8-dimethylbenzo[4,5]imidazo[1,2-*a*]pyrimidin-2-yl)methanone (**3g**). This compound was obtained as a yellow solid (62%) with mp 149.6–151.4 °C;  $^1\text{H}$  NMR (400 MHz,  $\text{CDCl}_3$ ):  $\delta$  8.89 (s, 1H), 8.00 (s, 2H), 7.51 (s, 1H), 7.41 (s, 2H), 7.32 (d,  $J$  = 8 Hz, 2H), 7.26–7.23 (m, 3H), 2.49 (s, 3H), 2.46 (s, 3H);  $^{13}\text{C}$  NMR (100 MHz,  $\text{CDCl}_3$ ):  $\delta$  190.7, 157.8, 141.0, 137.2, 137.0, 134.8, 133.4, 133.3, 132.3, 132.0, 130.1, 129.2, 129.1, 119.7, 111.2, 20.9, 20.8; HRMS (ESI) calcd  $[\text{C}_{25}\text{H}_{18}\text{Cl}_2\text{N}_3\text{O}]$   $[\text{M} + \text{H}]^+$ : 446.0828, found: 446.0831.

(3-Methoxyphenyl)(3-(3-methoxyphenyl)-7,8-dimethylbenzo[4,5]imidazo[1,2-*a*]pyrimidin-2-yl)methanone (**3h**). This compound was obtained as a yellow solid (77%) with mp 166.8–168.2 °C;  $^1\text{H}$  NMR (400 MHz,  $\text{CDCl}_3$ ):  $\delta$  8.75 (s, 1H), 7.78 (s, 1H), 7.69 (s, 1H), 7.57–7.53 (m, 2H), 7.33 (t,  $J$  = 8.0 Hz, 1H), 7.22 (t,  $J$  = 8.0 Hz, 1H); 7.15–7.12 (m, 1H), 6.88–6.82 (m, 3H), 3.81 (s, 3H), 3.67 (s, 3H), 2.47 (s, 6H);  $^{13}\text{C}$  NMR (100 MHz,  $\text{CDCl}_3$ ):  $\delta$  192.0, 159.79, 159.77, 159.5, 148.0, 144.1, 136.9, 136.5, 135.1, 132.7, 132.6, 130.0, 129.6, 125.3, 124.0, 121.2, 121.0, 120.7, 120.5, 114.5, 114.0, 113.7, 110.8, 55.5, 55.2, 20.9, 20.8; HRMS (ESI) calcd  $[\text{C}_{27}\text{H}_{24}\text{N}_3\text{O}_3]$   $[\text{M} + \text{H}]^+$ : 438.1818, found: 438.1815.

(7,8-Dichloro-3-phenylbenzo[4,5]imidazo[1,2-*a*]pyrimidin-2-yl)(phenyl)methanone (**3i**). This compound was obtained as



a yellow solid (64%) with mp 113.2–115.1 °C;  $^1\text{H}$  NMR (400 MHz,  $\text{CDCl}_3$ ):  $\delta$  8.83 (s, 1H), 8.14–7.96 (m, 3H), 7.61–7.26 (m, 9H);  $^{13}\text{C}$  NMR (100 MHz,  $\text{CDCl}_3$ ):  $\delta$  191.7, 171.6, 161.8, 144.5, 134.5, 132.9, 130.55, 130.51, 129.1, 128.8, 128.7, 127.0, 122.1, 112.77, 112.74; HRMS (ESI) calcd  $[\text{C}_{23}\text{H}_{14}\text{Cl}_2\text{N}_3\text{O}]$   $[\text{M} + \text{H}]^+$ : 418.0515, found: 418.0502.

(7,8-Dichloro-3-(*p*-tolyl)benzo[4,5]imidazo[1,2-*a*]pyrimidin-2-yl)(*p*-tolyl)methanone (**3j**). This compound was obtained as a pale brown solid (68%) with mp 267.7–269.3 °C;  $^1\text{H}$  NMR (400 MHz,  $\text{CDCl}_3$ ):  $\delta$  8.78 (s, 1H), 8.17–8.12 (m, 2H), 7.88–7.86 (m, 2H); 7.26–7.12 (m, 6H), 2.42 (s, 3H), 2.31 (s, 3H);  $^{13}\text{C}$  NMR (100 MHz,  $\text{CDCl}_3$ ):  $\delta$  191.3, 162.2, 145.7, 138.9, 132.8, 132.3, 131.4, 130.7, 130.0, 129.8, 129.5, 128.6, 126.8, 122.1, 112.6, 21.9, 21.2; HRMS (ESI) calcd  $[\text{C}_{25}\text{H}_{18}\text{Cl}_2\text{N}_3\text{O}]$   $[\text{M} + \text{H}]^+$ : 446.0828, found: 446.0833.

(7,8-Dichloro-3-(4-methoxyphenyl)benzo[4,5]imidazo[1,2-*a*]pyrimidin-2-yl)(4-methoxyphenyl)methanone (**3k**). This compound was obtained as a pale brown solid (66%) with mp 210.5–212.2 °C;  $^1\text{H}$  NMR (400 MHz,  $\text{CDCl}_3$ ):  $\delta$  8.74 (s, 1H), 8.08 (s, 2H); 7.91 (d,  $J$  = 8 Hz, 2H), 7.18 (d,  $J$  = 8 Hz, 2H), 6.89 (d,  $J$  = 8 Hz, 2H), 6.78 (d,  $J$  = 8 Hz, 2H), 3.87 (s, 3H), 3.73 (s, 3H);  $^{13}\text{C}$  NMR (100 MHz,  $\text{CDCl}_3$ ):  $\delta$  190.4, 164.6, 162.5, 159.9, 132.9, 132.7, 131.2, 130.0, 127.7, 126.6, 125.1, 121.8, 121.6, 114.4, 114.1, 112.7, 55.6, 55.2; HRMS (ESI) calcd  $[\text{C}_{25}\text{H}_{18}\text{Cl}_2\text{N}_3\text{O}_3]$   $[\text{M} + \text{H}]^+$ : 478.0726, found: 478.0719.

(4-Chlorophenyl)(7,8-dichloro-3-(4-chlorophenyl)benzo[4,5]imidazo[1,2-*a*]pyrimidin-2-yl)methanone (**3l**). This compound was obtained as a pale brown solid (42%) with mp 221.5–223.3 °C;  $^1\text{H}$  NMR (400 MHz,  $\text{CDCl}_3$ ):  $\delta$  8.80 (s, 1H), 8.10–7.93 (m, 4H); 7.42–7.23 (m, 6H);  $^{13}\text{C}$  NMR (100 MHz,  $\text{CDCl}_3$ ):  $\delta$  190.1, 160.6, 141.4, 135.4, 133.4, 132.8, 131.9, 131.3, 130.1, 129.4, 129.3, 127.5, 122.0, 121.0, 112.7; HRMS (ESI) calcd  $[\text{C}_{23}\text{H}_{12}\text{Cl}_4\text{N}_3\text{O}]$   $[\text{M} + \text{H}]^+$ : 485.9735, found: 485.9738.

(7,8-Dimethoxy-3-phenylbenzo[4,5]imidazo[1,2-*a*]pyrimidin-2-yl)(phenyl)methanone (**3m**). This compound was obtained as an orange solid (78%) with mp 196.7–198.3 °C;  $^1\text{H}$  NMR (400 MHz,  $\text{CDCl}_3$ ):  $\delta$  8.71 (s, 1H), 8.02 (d,  $J$  = 8.0 Hz, 2H), 7.59 (t,  $J$  = 8.0 Hz, 1H); 7.46–7.42 (m, 4H), 7.35–7.31 (m, 5H), 4.02 (s, 3H), 4.02 (s, 3H);  $^{13}\text{C}$  NMR (100 MHz,  $\text{CDCl}_3$ ):  $\delta$  192.2, 157.1, 150.8, 147.9, 140.6, 135.4, 134.1, 134.0, 131.6, 130.7, 128.9, 128.6, 128.4, 121.1, 101.4, 92.5, 56.5, 56.4; HRMS (ESI) calcd  $[\text{C}_{25}\text{H}_{20}\text{N}_3\text{O}_3]$   $[\text{M} + \text{H}]^+$ : 410.1505, found: 410.1493.

(7,8-Dimethoxy-3-(4-methoxyphenyl)benzo[4,5]imidazo[1,2-*a*]pyrimidin-2-yl)(4-methoxyphenyl)methanone (**3n**). This compound was obtained as a brown solid (73%) with mp 147.8–149.6 °C;  $^1\text{H}$  NMR (400 MHz,  $\text{CDCl}_3$ ):  $\delta$  8.86 (s, 1H), 7.87 (d,  $J$  = 8.0 Hz, 2H), 7.44–7.43 (m, 2H), 7.19 (d,  $J$  = 8.0 Hz, 2H), 6.83 (d,  $J$  = 8.0 Hz, 2H), 6.74 (d,  $J$  = 8.0 Hz, 2H), 3.97 (s, 3H), 3.92 (s, 3H), 3.83 (s, 3H), 3.69 (s, 3H);  $^{13}\text{C}$  NMR (100 MHz,  $\text{CDCl}_3$ ):  $\delta$  190.9, 164.5, 159.7, 158.8, 151.1, 148.0, 146.5, 132.9, 132.1, 130.0, 127.9, 125.5, 121.5, 119.7, 114.3, 114.0, 100.1, 93.2, 56.6, 56.3, 55.6, 55.2; HRMS (ESI) calcd  $[\text{C}_{27}\text{H}_{24}\text{N}_3\text{O}_5]$   $[\text{M} + \text{H}]^+$ : 470.1717, found: 470.1704.

(7,8-Dimethoxy-3-(3-methoxyphenyl)benzo[4,5]imidazo[1,2-*a*]pyrimidin-2-yl)(3-methoxyphenyl)methanone (**3o**). This compound was obtained as a yellow solid (70%) with mp 191.9–193.2 °C;  $^1\text{H}$  NMR (400 MHz,  $\text{CDCl}_3$ ):  $\delta$  8.81 (s, 1H), 7.53 (br, 2H), 7.39–7.33 (m, 2H), 7.27 (s, 1H), 7.23 (t,  $J$  = 4.0 Hz, 1H), 7.14 (d,  $J$  = 8.0 Hz, 1H), 6.91–6.83 (m, 3H), 4.02 (s, 3H), 3.82 (s, 3H), 3.68 (s, 3H);  $^{13}\text{C}$  NMR (100 MHz,  $\text{CDCl}_3$ ):  $\delta$  192.2, 159.8, 159.7, 157.1, 136.6, 135.3, 131.7, 130.0,

129.6, 124.0, 121.3, 120.1, 120.8, 114.6, 113.9, 113.8, 92.6, 56.5, 56.4, 55.5, 55.2; HRMS (ESI) calcd  $[\text{C}_{27}\text{H}_{24}\text{N}_3\text{O}_5]$   $[\text{M} + \text{H}]^+$ : 470.1717, found: 470.1711.

(7,8-Dimethoxy-3-(*p*-tolyl)benzo[4,5]imidazo[1,2-*a*]pyrimidin-2-yl)(*p*-tolyl)methanone (**3p**). This compound was obtained as a yellow solid (74%) with mp 232.2–234.1 °C;  $^1\text{H}$  NMR (400 MHz,  $\text{CDCl}_3$ ):  $\delta$  8.67 (s, 1H), 7.97 (d,  $J$  = 8.0 Hz, 2H), 7.76–7.69 (m, 2H), 7.23–7.21 (m, 3H), 6.88 (d,  $J$  = 8.0 Hz, 2H), 6.82 (d,  $J$  = 8.0 Hz, 2H), 3.85 (s, 3H), 3.75 (s, 3H), 2.46 (s, 3H), 2.44 (s, 3H);  $^{13}\text{C}$  NMR (100 MHz,  $\text{CDCl}_3$ ):  $\delta$  190.9, 164.3, 160.0, 159.6, 136.6, 133.0, 132.4, 130.0, 128.2, 126.1, 120.5, 114.3, 113.9, 110.8, 55.5, 55.2, 20.8, 20.7; HRMS (ESI) calcd  $[\text{C}_{27}\text{H}_{24}\text{N}_3\text{O}_3]$   $[\text{M} + \text{H}]^+$ : 438.1818, found: 438.1809.

Phenyl(6-phenylpyrazolo[1,5-*a*]pyrimidin-5-yl)methanone (**5a**). This compound was obtained as a yellow-brown solid (78%) with mp 148.2–149.5 °C;  $^1\text{H}$  NMR (400 MHz,  $\text{CDCl}_3$ ):  $\delta$  8.81 (s, 1H), 8.23 (s, 1H), 7.91 (d,  $J$  = 8.0 Hz, 2H), 7.58–7.57 (m, 1H), 7.46–7.43 (m, 2H), 7.32 (s, 5H), 6.82 (s, 1H);  $^{13}\text{C}$  NMR (100 MHz,  $\text{CDCl}_3$ ):  $\delta$  192.6, 155.1, 146.3, 146.1, 135.3, 134.7, 134.4, 134.1, 133.7, 130.4, 129.0, 128.9, 128.7, 128.5, 122.4, 98.1; HRMS (ESI) calcd  $[\text{C}_{19}\text{H}_{14}\text{N}_3\text{O}]$   $[\text{M} + \text{H}]^+$ : 300.1138, found: 300.1131.

(3-Methoxyphenyl)(6-(3-methoxyphenyl)pyrazolo[1,5-*a*]pyrimidin-5-yl)methanone (**5b**). This compound was obtained as a yellow solid (72%) with mp 118.1–119.9 °C;  $^1\text{H}$  NMR (400 MHz,  $\text{CDCl}_3$ ):  $\delta$  8.82 (s, 1H), 8.25–8.24 (m, 1H), 7.48–7.43 (m, 2H), 7.36 (t,  $J$  = 8.0 Hz, 1H), 7.27–7.23 (m, 1H), 7.16–7.13 (s, 1H), 6.91–6.86 (m, 3H), 6.83–6.82 (m, 1H), 3.83 (s, 3H), 3.71 (s, 3H);  $^{13}\text{C}$  NMR (100 MHz,  $\text{CDCl}_3$ ):  $\delta$  192.5, 159.85, 159.80, 146.4, 146.1, 136.6, 135.0, 134.6, 130.1, 129.7, 123.6, 122.2, 121.3, 121.0, 114.4, 114.3, 113.7, 98.1, 55.5, 55.1; HRMS (ESI) calcd  $[\text{C}_{21}\text{H}_{18}\text{N}_3\text{O}_3]$   $[\text{M} + \text{H}]^+$ : 360.1349, found: 360.1342.

*p*-Tolyl(6-(*p*-tolyl)pyrazolo[1,5-*a*]pyrimidin-5-yl)methanone (**5c**). This compound was obtained as a yellowish solid (75%) with mp 181–183 °C;  $^1\text{H}$  NMR (400 MHz,  $\text{CDCl}_3$ ):  $\delta$  8.51 (s, 1H), 7.96 (s, 1H), 7.88 (d,  $J$  = 8.0 Hz, 2H), 7.69–7.68 (m, 1H), 7.26–7.24 (m, 2H), 7.20–7.18 (m, 2H), 7.15–7.13 (m, 2H), 2.42 (s, 3H), 2.33 (s, 3H);  $^{13}\text{C}$  NMR (100 MHz,  $\text{CDCl}_3$ ):  $\delta$  191.8, 155.8, 146.3, 145.1, 138.5, 137.1, 132.9, 132.8, 130.80, 130.78, 129.6, 129.3, 128.7, 123.6, 111.3, 21.8, 21.2; HRMS (ESI) calcd  $[\text{C}_{21}\text{H}_{18}\text{N}_3\text{O}]$   $[\text{M} + \text{H}]^+$ : 328.1451, found: 328.1445.

Phenyl(6-phenylimidazo[1,2-*a*]pyrimidin-7-yl)methanone (**5d**). This compound was obtained as a yellowish brown solid (76%) with mp 212.3–213.8 °C;  $^1\text{H}$  NMR (400 MHz,  $\text{CDCl}_3$ ):  $\delta$  8.57 (s, 1H), 7.98–7.94 (m, 3H), 7.71 (s, 1H), 7.60–7.57 (s, 1H), 7.45–7.42 (m, 2H), 7.31–7.29 (m, 5H);  $^{13}\text{C}$  NMR (100 MHz,  $\text{CDCl}_3$ ):  $\delta$  192.2, 155.1, 146.3, 137.5, 135.4, 134.0, 133.8, 133.3, 130.5, 128.9, 128.6, 128.5, 123.5, 111.6; HRMS (ESI) calcd  $[\text{C}_{19}\text{H}_{14}\text{N}_3\text{O}]$   $[\text{M} + \text{H}]^+$ : 300.1138, found: 300.1129.

(3-Methoxyphenyl)(6-(3-methoxyphenyl)imidazo[1,2-*a*]pyrimidin-7-yl)methanone (**5e**). This compound was obtained as a brown solid (74%) with mp 163–166 °C;  $^1\text{H}$  NMR (400 MHz,  $\text{CDCl}_3$ ):  $\delta$  8.59 (s, 1H), 7.98 (s, 1H), 7.72–7.66 (m, 2H), 7.56–7.48 (m, 2H), 7.37–7.34 (m, 1H), 7.27–7.24 (m, 1H), 7.17–7.14 (m, 1H), 6.89–6.86 (s, 2H), 3.84 (s, 3H), 3.71 (s, 3H);  $^{13}\text{C}$  NMR (100 MHz,  $\text{CDCl}_3$ ):  $\delta$  192.0, 159.8, 155.4, 146.3, 137.4, 133.1, 132.0, 130.0, 129.6, 128.5, 123.9, 121.2, 120.8, 114.5, 114.2, 113.8, 111.6, 55.5, 55.2; HRMS (ESI) calcd  $[\text{C}_{21}\text{H}_{18}\text{N}_3\text{O}_3]$   $[\text{M} + \text{H}]^+$ : 360.1349, found: 360.1346.

*p*-Tolyl(6-(*p*-tolyl)imidazo[1,2-*a*]pyrimidin-7-yl)-methanone (**5f**). This compound was obtained as a yellowish solid (79%) with mp 181.2–182.7 °C; <sup>1</sup>H NMR (400 MHz, CDCl<sub>3</sub>): δ 8.51 (s, 1H), 7.96 (s, 1H), 7.89 (d, *J* = 8.0 Hz, 2H), 7.68 (s, 1H), 7.26–7.24 (m, 2H), 7.20–7.13 (s, 4H), 2.42 (s, 3H), 2.33 (s, 3H); <sup>13</sup>C NMR (100 MHz, CDCl<sub>3</sub>): δ 191.9, 155.7, 146.4, 145.1, 138.5, 137.3, 133.0, 132.9, 130.86, 130.80, 129.6, 129.3, 128.7, 123.5, 111.3, 21.9, 21.2; HRMS (ESI) calcd [C<sub>21</sub>H<sub>18</sub>N<sub>3</sub>O] [M + H]<sup>+</sup>: 328.1451, found: 328.1453.

**Procedure for Reduction by Using NaBH<sub>4</sub>.** A suspension of compound **3a** (1 mmol) in THF/EtOH (4:2 mL) was cooled to 0 °C, and then slow portionwise addition of NaBH<sub>4</sub> (0.5 mmol) was done. The mixture was stirred at 0 °C for 20 min and at 28 °C for 4 h. The reaction mixture was poured into ice water and extracted with ethyl acetate. The combined organic layers were washed with water twice and finally with saturated brine solution once. The combined organic layers were dried over sodium sulfate and filtered. The volatiles were removed under pressure. The remaining residue was purified by column chromatography on silica gel (*n*-hexane/EtOAc) to yield product **6a**.

**Phenyl(3-phenylbenzo[4,5]imidazo[1,2-*a*]pyrimidin-2-yl)-methanol (**6a**).** This compound was obtained as a white solid (83%) with mp 189.5–191.3 °C; <sup>1</sup>H NMR (400 MHz, MeOD): δ 9.86 (s, 1H), 8.84 (d, *J* = 8.0 Hz, 1H), 8.00–7.93 (m, 1H), 7.90 (t, *J* = 8.0 Hz, 1H), 7.74 (t, *J* = 8.0 Hz, 1H), 7.58–7.50 (m, 3H), 7.37–7.34 (s, 2H), 7.24–7.22 (m, 3H), 7.11–7.09 (m, 2H), 6.14 (s, 1H), 3.34–3.32 (m, 1H); <sup>13</sup>C NMR (100 MHz, CDCl<sub>3</sub>): δ 173.9, 139.7, 136.5, 132.4, 129.8, 129.15, 128.6, 128.1, 128.0, 127.6, 126.9, 125.0, 113.9, 73.4; HRMS (ESI) calcd [C<sub>23</sub>H<sub>18</sub>N<sub>3</sub>O] [M + H]<sup>+</sup>: 352.1451, found: 352.1441.

## ■ ASSOCIATED CONTENT

### Supporting Information

The Supporting Information is available free of charge on the ACS Publications website at DOI: 10.1021/acsomega.6b00417.

X-ray analysis and NMR spectra (PDF)

Crystal structure data (CIF) (CIF)

## ■ AUTHOR INFORMATION

### Corresponding Author

\*E-mail: tiwari@chapman.edu.

### ORCID

Rakesh K. Tiwari: 0000-0003-3701-4548

### Present Address

<sup>||</sup>Centre for Catalysis Research and Innovation, Department of Chemistry, 10 Marie Curie, University of Ottawa, Ottawa, Ontario, Canada K1N 6N5 (J.K.V.).

### Author Contributions

<sup>§</sup>S.K.R.K. and J.K.V. contributed equally.

### Author Contributions

The manuscript was written through contributions of all authors. All authors have given approval to the final version of the manuscript.

### Notes

The authors declare no competing financial interest.

## ■ ACKNOWLEDGMENTS

S.K.R.K., K.P., and R.K.T. gratefully acknowledge financial support from Chapman University School of Pharmacy. J.K.V.

and J.-J.W. thank Ministry of Science and Technology (MOST), Taiwan, for the financial support. R.K.T. also thanks Dr. Matthew Benning, Bruker AXS Inc., USA for assistance in crystal structure analysis.

## ■ REFERENCES

- (1) Wu, Y.; Wang, J.; Mao, F.; Kwong, F. Y. Palladium-catalyzed cross-dehydrogenative functionalization of C(sp<sup>2</sup>)-H Bonds. *Chem. Asian J.* **2014**, *9*, 26–47.
- (2) Li, C. J.; Trost, B. M. Green chemistry for chemical synthesis. *Proc. Natl. Acad. Sci. U.S.A.* **2008**, *105*, 13197–13202.
- (3) Trost, B. M. On inventing reactions for atom economy. *Acc. Chem. Res.* **2002**, *35*, 695–705.
- (4) Li, C. J. Cross-dehydrogenative coupling (CDC): exploring C–C bond formations beyond functional group transformations. *Acc. Chem. Res.* **2009**, *42*, 335–344.
- (5) Cho, S. H.; Kim, J. Y.; Kwak, J.; Chang, S. Recent advances in the transition metal-catalyzed twofold oxidative C–H bond activation strategy for C–C and C–N bond formation. *Chem. Soc. Rev.* **2011**, *40*, 5068–5083.
- (6) Trost, B. M. The atom economy—a search for synthetic efficiency. *Science* **1991**, *254*, 1471–1477.
- (7) Meijere, A. de.; Diederich, F. *Metal-Catalyzed Cross-Coupling Reactions*, 2nd ed.; Wiley-VCH: Weinheim, 2004.
- (8) Arockiam, P. B.; Bruneau, C.; Dixneuf, P. H. Ruthenium(II)-catalyzed C–H bond activation and functionalization. *Chem. Rev.* **2012**, *112*, 5879–5918.
- (9) Bergman, R. G. Organometallic chemistry: C–H activation. *Nature* **2007**, *446*, 391–393.
- (10) Ritleng, V.; Sirlin, C.; Pfeffer, M. Ru-, Rh-, and Pd-catalyzed C–C bond formation involving C–H activation and addition on unsaturated substrates: reactions and mechanistic aspects. *Chem. Rev.* **2002**, *102*, 1731–1770.
- (11) Jia, C.; Kitamura, T.; Fujiwara, Y. Catalytic functionalization of arenes and alkanes via C–H bond activation. *Acc. Chem. Res.* **2001**, *34*, 633–639.
- (12) Topczewski, J. J.; Sanford, M. S. Carbon–Hydrogen (C–H) Bond Activation at PdIV: A Frontier in C–H Functionalization Catalysis. *Chem. Sci.* **2015**, *6*, 70–76.
- (13) Borrajo-Calleja, G. M.; Bizet, V.; Mazet, C. Palladium-Catalyzed Enantioselective Intermolecular Carboetherification of Dihydrofurans. *J. Am. Chem. Soc.* **2016**, *138*, 4014–4017.
- (14) Liu, R. R.; Li, B. L.; Lu, J.; Shen, C.; Gao, J. R.; Jia, Y. X. Palladium/I-Proline-Catalyzed Enantioselective α-Arylative Desymmetrization of Cyclohexanones. *J. Am. Chem. Soc.* **2016**, *138*, 5198–5201.
- (15) Taneda, H.; Inamoto, K.; Kondo, Y. Palladium-Catalyzed Highly Chemoselective Intramolecular C–H Aminocarbonylation of Phenethylamines to Six-Membered Benzolactams. *Org. Lett.* **2016**, *18*, 2712–2715.
- (16) Li, J.; Tang, M.; Zang, L.; Zhang, X.; Zhang, Z.; Ackermann, L. Amidines for Versatile Cobalt(III)-Catalyzed Synthesis of Isoquinolines through C–H Functionalization with Diazo Compounds. *Org. Lett.* **2016**, *18*, 2742–2745.
- (17) Guan, M.; Pang, Y.; Zhang, J.; Zhao, Y. Pd-Catalyzed sequential beta-C(sp<sup>3</sup>)-H arylation and intramolecular amination of delta-C(sp<sup>2</sup>)-H bonds for synthesis of quinolinones via an N,O-bidentate directing group. *Chem. Commun.* **2016**, *52*, 7043–7046.
- (18) Zhang, X.; Liu, H.; Jia, Y. A palladium-catalyzed intramolecular carbonylative annulation reaction for the synthesis of 4,5-fused tricyclic 2-quinolones. *Chem. Commun.* **2016**, *52*, 7665–7667.
- (19) Smalley, A. P.; Gaunt, M. J. Mechanistic Insights into the Palladium-Catalyzed Aziridination of Aliphatic Amines by C–H Activation. *J. Am. Chem. Soc.* **2015**, *137*, 10632–10641.
- (20) Yada, A.; Okajima, S.; Murakami, M. Palladium-Catalyzed Intramolecular Insertion of Alkenes into the Carbon–Nitrogen Bond of beta-Lactams. *J. Am. Chem. Soc.* **2015**, *137*, 8708–8711.

- (21) McMurray, L.; O'Hara, F.; Gaunt, M. J. Recent developments in natural product synthesis using metal-catalysed C–H bond functionalisation. *Chem. Soc. Rev.* **2011**, *40*, 1885–1898.
- (22) Wencel-Delord, J.; Droge, T.; Liu, F.; Glorius, F. Towards mild metal-catalyzed C–H bond activation. *Chem. Soc. Rev.* **2011**, *40*, 4740–4761.
- (23) Godula, K.; Sames, D. C–H bond functionalization in complex organic synthesis. *Science* **2006**, *312*, 67–72.
- (24) Shen, D.; Han, J.; Chen, J.; Deng, H.; Shao, M.; Zhang, H.; Cao, W. Mild and Efficient One-Pot Synthesis of 2-(Perfluoroalkyl)indoles by Means of Sequential Michael-Type Addition and Pd(II)-Catalyzed Cross-Dehydrogenative Coupling (CDC) Reaction. *Org. Lett.* **2015**, *17*, 3283–3285.
- (25) Li, J. J.; Mei, T. S.; Yu, J. Q. Synthesis of indolines and tetrahydroisoquinolines from aryethylamines by Pd(II)-catalyzed C–H activation reactions. *Angew. Chem., Int. Ed. Engl.* **2008**, *47*, 6452–6455.
- (26) Zhao, J.; Asao, N.; Yamamoto, Y.; Jin, T. Pd-catalyzed synthesis of 9,9'-bifluorenylidene derivatives via dual C–H activation of biaryl alkynes. *J. Am. Chem. Soc.* **2014**, *136*, 9540–9543.
- (27) Liu, B.; Song, C.; Sun, C.; Zhou, S.; Zhu, J. Rhodium(III)-catalyzed indole synthesis using N–N bond as an internal oxidant. *J. Am. Chem. Soc.* **2013**, *135*, 16625–16631.
- (28) Wang, C.; Sun, H.; Fang, Y.; Huang, Y. General and efficient synthesis of indoles through triazene-directed C–H annulation. *Angew. Chem., Int. Ed. Engl.* **2013**, *52*, 5795–5798.
- (29) Stuart, D. R.; Bertrand-Laperle, M.; Burgess, K. M.; Fagnou, K. Indole synthesis via rhodium catalyzed oxidative coupling of acetanilides and internal alkynes. *J. Am. Chem. Soc.* **2008**, *130*, 16474–16475.
- (30) Stuart, D. R.; Alsabeh, P.; Kuhn, M.; Fagnou, K. Rhodium(III)-catalyzed arene and alkene C–H bond functionalization leading to indoles and pyrroles. *J. Am. Chem. Soc.* **2010**, *132*, 18326–18339.
- (31) Mirallai, S. I.; Koutentis, P. A. The Conversion of 4-Anilinoquinazoline- and 3-Aryl-4-imino-3,4-dihydro-quinazoline-2-carbonitriles into Benzo[4,5]imidazo[1,2-c]quinazoline-6-carbonitriles via Oxidative and Nonoxidative C–N Couplings. *J. Org. Chem.* **2015**, *80*, 8329–8340.
- (32) Frasco, D. A.; Lilly, C. P.; Boyle, P. D.; Ison, E. A. Cp\*Ir(III)-Catalyzed Oxidative Coupling of Benzoic Acids with Alkynes. *ACS Catal.* **2013**, *3*, 2421–2429.
- (33) Fan, S.; Chen, Z.; Zhang, X. Copper-catalyzed dehydrogenative cross-coupling of benzothiazoles with thiazoles and polyfluoroarene. *Org. Lett.* **2012**, *14*, 4950–4953.
- (34) Yang, K.; Song, Q. Fe-catalyzed double cross-dehydrogenative coupling of 1,3-dicarbonyl compounds and arylmethanes. *Org. Lett.* **2015**, *17*, 548–551.
- (35) Tully, W. R.; Gardner, C. R.; Gillespie, R. J.; Westwood, R. 2-(oxadiazolyl)- and 2-(thiazolyl)imidazo[1,2-a]pyrimidines as agonists and inverse agonists at benzodiazepine receptors. *J. Med. Chem.* **1991**, *34*, 2060–2067.
- (36) Rupert, K. C.; Henry, J. R.; Dodd, J. H.; Wadsworth, S. A.; Cavender, D. E.; Olini, G. C.; Fahmy, B.; Siekierka, J. J. Imidazopyrimidines, potent inhibitors of p38 MAP kinase. *Bioorg. Med. Chem. Lett.* **2003**, *13*, 347–350.
- (37) Feely, M.; Boyland, P.; Picardo, A.; Cox, A.; Gent, J. P. Lack of anticonvulsant tolerance with RU 32698 and Ro 17-1812. *Eur. J. Pharmacol.* **1989**, *164*, 377–380.
- (38) O'Connor, S. P.; Wang, Y.; Simpkins, L. M.; Brigrance, R. P.; Meng, W.; Wang, A.; Kirby, M. S.; Weigelt, C. A.; Hamann, L. G. Synthesis, SAR, and atropisomerism of imidazolopyrimidine DPP4 inhibitors. *Bioorg. Med. Chem. Lett.* **2010**, *20*, 6273–6276.
- (39) Linton, A.; Kang, P.; Ornelas, M.; Kephart, S.; Hu, Q.; Pairish, M.; Jiang, Y.; Guo, C. Systematic structure modifications of imidazo[1,2-a]pyrimidine to reduce metabolism mediated by aldehyde oxidase (AO). *J. Med. Chem.* **2011**, *54*, 7705–7712.
- (40) Garzón, M.; Davies, P. W. A direct route into fused imidazo-diazines and imidazo-pyridines using nucleophilic nitrenoids in a gold-catalyzed formal [3 + 2]-dipolar cycloaddition. *Org. Lett.* **2014**, *16*, 4850–4853.
- (41) Qian, G.; Liu, B.; Tan, Q.; Zhang, S.; Xu, B. Hypervalent Iodine(III) Promoted Direct Synthesis of Imidazo[1,2-a]pyrimidines. *Eur. J. Org. Chem.* **2014**, *2014*, 4837–4843.
- (42) CCDC number for comp **3a** and **5a** are 1455218 and 1481010.