

Chapman University

## Chapman University Digital Commons

---

Biology, Chemistry, and Environmental Sciences  
Faculty Articles and Research

Science and Technology Faculty Articles and  
Research

---

6-6-2020

### Leaf Traits and Performance Vary with Plant Age and Water Availability in *Artemisia californica*

Jennifer L. Funk

*Chapman University*, [jlfunk@chapman.edu](mailto:jlfunk@chapman.edu)

Julie E. Larson

*University of Colorado, Boulder*

Gregory Vose

*University of California, Irvine*

Follow this and additional works at: [https://digitalcommons.chapman.edu/sees\\_articles](https://digitalcommons.chapman.edu/sees_articles)



Part of the [Botany Commons](#), [Other Ecology and Evolutionary Biology Commons](#), and the [Plant Biology Commons](#)

---

#### Recommended Citation

Funk JL, Larson JE, Vose G. 2021. Leaf traits and performance vary with plant age and water availability in *Artemisia californica*. *Annals of Botany* 127: 495-503. <https://doi.org/10.1093/aob/mcaa106>

This Article is brought to you for free and open access by the Science and Technology Faculty Articles and Research at Chapman University Digital Commons. It has been accepted for inclusion in Biology, Chemistry, and Environmental Sciences Faculty Articles and Research by an authorized administrator of Chapman University Digital Commons. For more information, please contact [laughtin@chapman.edu](mailto:laughtin@chapman.edu).

---

## Leaf Traits and Performance Vary with Plant Age and Water Availability in *Artemisia californica*

### Comments

This is a pre-copy-editing, author-produced PDF of an article accepted for publication in *Annals of Botany*, volume 127, issue 4, in 2021 following peer review. The definitive publisher-authenticated version is available online at <https://doi.org/10.1093/aob/mcaa106> .

### Copyright

Oxford University Press

**Leaf traits and performance vary with plant age and water availability in**  
*Artemisia californica*

**Jennifer L. Funk<sup>1\*</sup>, Julie E. Larson<sup>2</sup>, and Gregory Vose<sup>3</sup>**

<sup>1</sup>*Schmid College of Science and Technology, Chapman University, CA 92866, USA;*

<sup>2</sup>*Department of Ecology and Evolutionary Biology, University of Colorado, Boulder, CO*

*80303, USA;* <sup>3</sup>*Department of Ecology and Evolutionary Biology, University of California,*

*Irvine, CA 92697, USA*

*\*For correspondence. E-mail [jlfunk@chapman.edu](mailto:jlfunk@chapman.edu)*

- **Background and aims** Leaf functional traits are strongly tied to growth strategies and ecological processes across species, but few efforts have linked intraspecific trait variation to performance across ontogenetic and environmental gradients. Plants are believed to shift towards more resource-conservative traits in stressful environments and as they age. However, uncertainty in how intraspecific trait variation aligns with plant age and performance in the context of environmental variation may limit our ability to use traits to infer ecological processes at larger scales.
- **Methods** We measured leaf physiological and morphological traits, canopy volume, and flowering effort for *Artemisia californica* (California sagebrush), a dominant shrub species in the coastal sage scrub community, under conditions of 50%, 100%, and 150% ambient precipitation for three years.
- **Key results** Plant age was a stronger driver of variation in traits and performance than water availability. Older plants demonstrated trait values consistent with a more conservative resource-use strategy and trait values were less sensitive to drought. Several trait correlations were consistent across years and treatments; for example, plants with high photosynthetic rates tended to have high stomatal conductance, leaf nitrogen concentration, and light-use efficiency. However, the trade-off between leaf construction and leaf nitrogen evident in older plants was absent for first-year plants. While few traits correlated with plant growth and flowering effort, we observed a positive correlation with leaf mass per area and performance in some groups of older plants.

- **Conclusions** Overall, our results suggest that trait sensitivity to the environment is most visible during earlier stages of development, after which intraspecific trait variation and relationships may stabilize. While plant age plays a major role in intraspecific trait variation and sensitivity (and thus trait-based inferences), the direct influence of environment on growth and fecundity is just as critical to predicting plant performance in a changing environment.

**Key words:** *Artemisia californica*, intraspecific trait variation, drought, photosynthesis, water-use efficiency, plant age.

Accepted Manuscript

## INTRODUCTION

Trait differences across species have long been used to understand how species, populations, and communities function in different environments (Gleason, 1926, Harper, 1967).

However, the use of species means can mask important intraspecific variation (Siefert et al., 2015, Violle et al., 2012) arising from genetic, environmental, and ontogenetic sources (Albert et al., 2011). By creating differential fitness responses to abiotic and biotic stressors, intraspecific trait variation can influence the response of populations and species to environmental change (Darwin, 1859), with cascading impacts on community and ecosystem functions (Bolnick et al., 2011, Miner et al., 2005). While quantifying intraspecific trait variation for every species is implausible, characterizing the nature of intraspecific variation along critical axes of environmental and developmental variation is essential, particularly for studies of trait evolution and species-level patterns (Albert et al., 2011, Bolnick et al., 2011).

Environmental variation can result in substantial trait variation as plant growth strategies shift from stress tolerance at low resource availability to rapid growth at high resource availability. For example, interspecific trait variation in response to soil moisture gradients has been well characterized, with dominant plants in arid environments possessing tough tissues, high root mass fraction, and high water-use efficiency (Poorter and Markesteijn, 2008, Wright et al., 2001, Cornwell and Ackerly, 2009, Díaz et al., 1999, Reich et al., 2003, Chapin et al., 1993), although patterns may depend on the temporal and spatial scale examined (Sandel et al., 2010, Moles et al., 2014). Similar intraspecific patterns have been documented along environmental gradients and when individuals are exposed to drought (Heschel et al., 2002, Winkler et al., 2018, Larson and Funk, 2016, Valladares and Sánchez-Gómez, 2006, Jung et al., 2014, Eziz et al., 2017), although the nature of environment-induced shifts clearly vary. For example, while long-lived perennials may move further towards resource conservation, annual species with drought escape strategies

may be pushed towards rapid growth, high rates of resource acquisition, and early flowering under water limitation (Kooyers, 2015, Volaire, 2018). Collectively, these studies suggest that environmental factors are a major driver of intraspecific trait variation for a range of species.

Most studies of trait variation compare individuals or species at a single ontogenetic stage. However, plants experience different abiotic and biotic stressors as they age and change in size, which should lead to different growth and allocation patterns (Lasky et al., 2015, Grubb, 1977, Barton and Koricheva, 2010, Coleman et al., 1994). Although many trait-based inferences rely on traits collected from adults, seedlings may have different attributes aligned with establishment and rapid growth, as greater plant size may decrease consequences of or exposure to stress. For example, larger seedlings may better withstand damage from herbivores, and seedlings with deeper root systems with greater soil water access may avoid or delay drought. The few studies that have examined how traits vary with age found that younger individuals have trait values aligned with resource acquisition, while older individuals have more conservative traits (Dayrell et al., 2018, Mason et al., 2013, Damián et al., 2018, Spasojevic et al., 2014). The relationship between these traits and plant performance can also vary with plant age. Traits such as leaf mass per area, water-use efficiency, and seed mass tend to be more strongly linked to growth and mortality in seedlings compared to adult plants (Harrison and LaForgia, 2019, Gibert et al., 2016, Casper et al., 2005). Thus, while previous work suggests that plant age and size play a major role in intraspecific trait variation, more studies are needed to determine how specific traits can be used to predict plant performance across multiple developmental stages.

Finally, environmental stress and plant age may interact in potentially important ways to influence intraspecific trait variation. If seedlings and juveniles are more focused on establishment and growth, this can come at the expense of defense and stress tolerance (Lum

and Barton, 2019, Markesteijn and Poorter, 2009) resulting in variable trait-environment relationships across different demographics of the population (Lusk and Warton, 2007). For example, Cavender-Bares and Bazzaz (2000) found that young oak seedlings were more sensitive to drought than mature individuals. Furthermore, trait plasticity in response to environmental variation may depend on plant age, with additional implications for fitness. Specifically, higher trait plasticity in seedlings (e.g., Niinemets, 2004) may buffer them from fluctuating environmental conditions. Linking intraspecific trait variation to plant performance across age groups and environmental variation will help establish how traits can be used to more accurately predict the response of species and communities to climate change (Kimball et al., 2016).

In this study, we ask three questions. First, how do leaf traits change with water availability and plant age? We expect a shift towards more resource-conservative traits in low water environments and in older individuals; specifically, tough leaf construction, high water-use efficiency, and low leaf nitrogen concentration and rates of carbon assimilation. Second, are traits and performance less impacted by water availability in older individuals? A resource-conservation strategy employed by older individuals may lead to low variation in trait values and performance across water treatments when compared to young individuals. We also expect to see more drought sensitivity (low leaf water potential) in younger plants. Finally, do water availability and plant age impact how traits relate to each other and to performance? Based on previous work, we expect that trait relationships will be stronger in young plants (Harrison and LaForgia, 2019, Gibert et al., 2016, Casper et al., 2005), but it is possible that trait correlations are consistent across years with trait means shifting towards resource conservation in older plants. It is also possible that different traits drive performance under dry and wet conditions (Heschel et al., 2004).



## METHODS

### *Study species and site*

*Artemisia californica* (California sagebrush) is a dominant, facultatively drought-deciduous shrub in coastal sage scrub systems. Coastal sage scrub is a Mediterranean-climate ecosystem found along the coast of California (USA) and is characterized by a diverse mix of shrubs and herbaceous plants (Cleland et al., 2016). Coastal sage scrub, and *A. californica* in particular, is an excellent system for studying how traits drive plant responses to water availability for several reasons, including strong and variable abiotic stress in the region; *A. californica* ages quickly, moving to adulthood by year two; and documented plasticity in *A. californica* leaves through seasonal dimorphism associated with drought response (Westman, 1981). For the experiment, we obtained five-month old locally sourced seedlings of *A. californica* from Tree of Life Nursery (San Juan Capistrano, CA, USA).

We investigated plant traits and performance in this system by establishing a rainfall manipulation experiment at the University of California South Coast Research and Extension Center in Irvine, CA (33°41'N, 117°43'W; 125 m elevation, 330 mm avg. annual precipitation). Precipitation in Mediterranean-climate ecosystems can vary strongly inter- and intra-annually. Over the last 20 years, annual precipitation in this region has ranged from 60 to 700 mm. In normal years, plants often receive over 50 mm of rain per month throughout the wet season. However, in drought years, precipitation can be much more intermittent. For example, in 2004, the bulk of precipitation was received in one month (February) with all other months receiving less than 20 mm (data from National Weather Service, Santa Ana, CA). During our experiment, annual precipitation was below the 330 mm historic average all three growing seasons: 110 mm, 301 mm, and 207 mm for the 2013-14, 2014-15, and 2015-16 growing seasons, respectively. Annual average temperature was

fairly consistent across years, ranging from a low of 17.6 C in 2013 to a high of 18.9 C in 2014.

### *Experimental design*

We established our study site in a fallow field which was irrigated and disked to reduce weed growth and fenced to discourage herbivory. To manipulate rainfall, we constructed nine rain-out shelters (3 m (w) x 7.3 m (l) x 2.6 m (h)) with retractable clear plastic covers. Covers were raised during major rainfall events (> 0.25 mm) to exclude precipitation. To implement rainfall treatments, we added water with a sprinkler irrigation system installed in each structure (sprinkler height 1.5 m; flow rate 14 mm/hr; >75% distribution uniformity). We installed soil moisture sensors at a depth of 15 cm (one EC-5 sensor per structure; Decagon Devices, Inc., Pullman, WA, USA) to monitor soil moisture status. To avoid interference with root systems when sensors were replaced over the three-year experiment, soil moisture sensors were installed in the corner of each structure, 1.8 m away from one edge of the structure and 0.15 m away from the other.

We analyzed soil texture, pH, and nutrient concentrations for three samples per shelter. Soil pits were dug in each structure during May 2016 and one sample was collected from three depths (15-25 cm, 65-75 cm, and 115-125 cm) and pooled. Prior to analysis, soils were put through a 2 mm sieve to remove rocks and organic matter. Soil pH was determined on 20 mg of air-dried soil in DI water. A second sample of soil was dried at 60°C for 48 hours and analyzed for sediment grain size analysis using a hydrometer (H-B Instrument Co., ASTM Soil Hydrometer 152H) following a slightly modified protocol of Kalra and Maynard (1991). A third sample of air-dried soil was sent to the UC Davis analytical lab for nitrogen (NO<sub>3</sub>), phosphorus (Olsen P), and potassium concentration. Soil data are presented in Supplementary data Table S1.

In each shelter, we established 8-1m<sup>2</sup> plots containing one plant of *A. californica* and one each of seven other species common to coastal sage scrub (each planted 30 cm apart and randomly located within plots). Seedlings were transplanted in December 2013. We immediately replaced any seedlings that died in the first month. Plots were weeded biweekly throughout the first growing season and as needed to reduce external competition for the remainder of the experiment.

After a one-month establishment period in which all plants received approximately 20 mm of precipitation, we began watering treatments in January 2014. Each structure was randomly assigned to one of three watering treatments (3 treatments x 3 shelters x 8 plots = 72 total plots). Treatments included ambient precipitation (100% of average January-April precipitation; 220 mm target), high precipitation (150% of January-April average; 330 mm target), and low precipitation (50% of January-April average; 110 mm target). Water was applied from January to April each year to achieve these targets (typically 2-3 times/week). Soil moisture was consistently different across water treatments in the three-year experiment (Supplementary data Figure S1). Average soil moisture for the growing season (January-May) was: 50% (Y1: 18.3%, Y2: 17.4%, Y3: 19.5%); 100% (Y1: 19.8%, Y2: 20.1%, Y3: 20.9%), and 150% (Y1: 25.7%, Y2: 22.7%, Y3: 23.7%). Covers were permanently retracted to allow natural rainfall from May to December of each year (i.e., the dry season). Except for a large summer storm in September 2015 (53 mm of rainfall, Supplementary data Figure S1), rainfall into the uncovered plots was negligible during summer months. At the end of the first growing season, we had 24, 21, and 22 individuals in the 50%, 100%, and 150% plots (i.e., 67 of 72 planted individuals). We experienced some additional mortality during the third year, bringing the total number of plants in the 100% plots to 17.

## Sampling

We sampled carbon assimilation and water-use traits that are known to be affected by variation in water availability. Traits and reproductive data were sampled each year for three years (2014, 2015, and 2016). Photosynthetic data were collected on one recently mature leaf per plant. Between 08:00 and 13:00 local time, we measured leaf photosynthetic capacity ( $A_{\text{mass}}$ ,  $\text{nmol g}^{-1} \text{s}^{-1}$ ), transpiration rate ( $E$ ,  $\text{mol m}^{-2} \text{s}^{-1}$ ), stomatal conductance ( $g$ ,  $\text{mol m}^{-2} \text{s}^{-1}$ ), and quantum efficiency of photosystem II ( $\Phi_{\text{PSII}}$ ) with a LI-6400 portable photosynthesis system (LI-COR, Lincoln, NE, USA). Water-use efficiency (WUE) was calculated as  $A/E$ . Environmental conditions included saturating light levels at  $2000 \mu\text{mol photon m}^{-2} \text{s}^{-1}$ ,  $\text{CO}_2$  concentration at  $400 \mu\text{L L}^{-1}$ , block temperature at  $25 \text{ C}$ , and chamber flow rate between  $300$  and  $500 \mu\text{mol s}^{-1}$  to maintain a relative humidity between  $40\text{--}60 \%$ . The quantum efficiency of photosystem II ( $\Phi_{\text{PSII}}$ ) was calculated as  $(F_m' - F_s) / F_m'$ , where  $F_s$  is the fluorescence yield of a light-adapted leaf and  $F_m'$  is the maximal fluorescence during a saturating light flash. When necessary, photosynthetic rates were temperature-corrected using standard equations (von Caemmerer, 2000) and area-corrected to account for leaves that were too small to fill the chamber. We destructively sampled one recently mature leaf per plant to measure mid-day (9:00 to 13:00 local time) leaf water potential ( $\Psi_{\text{leaf}}$ , MPa) at least one day after any irrigation activity (Model 1000 pressure chamber, PMS instruments, Albany, OR, USA). Additional leaves were collected and scanned for leaf area, dried at  $60^\circ\text{C}$  for 3 days, weighed to calculate leaf mass per area (LMA;  $\text{g m}^{-2}$ ), and ground for leaf N analysis (% leaf N by mass;  $N_{\text{mass}}$ ), using a Costech 4010 Elemental Combustion System (Costech Analytical Technologies, Valencia, California, USA).

At the end of each growing season (April-May), we assessed canopy volume (height x canopy area). Given the difficulty of counting small, abundant inflorescences along *A. californica* flowering stalks, we measured total flowering stalk length as a metric of

flowering effort. The number of seeds per flower and flower density per stalk did not vary greatly between *A. californica* plants in a similar experiment (G. Vose, unpublished data). All individuals flowered every year and flowering measures coincided with peak flowering, which varied from year to year (June-July 2014, August-September 2015, August-September 2016).

### *Statistical analysis*

All analyses were conducted in R (R version 3.3.1). To evaluate our how leaf traits change with water availability and plant age, we performed two analyses. We first used perMANOVA (permutation-based MANOVA) to examine the effect of water treatment and age on multivariate trait space ( $A_{\text{mass}}$ ,  $g$ ,  $\Phi_{\text{PSII}}$ , WUE, leaf N, LMA). We used the full set of scaled metrics as the response and water treatment, year, and their interaction as explanatory variables (999 permutations, Euclidean distances; *vegan* package). We then conducted a repeated measures ANOVA for each trait or performance response metric with year, water treatment and their interaction as fixed effects and individual plant as a random effect (*nlme* package). When traits were not normally distributed, any outliers greater than two standard deviations from the mean were tagged. If their removal improved the distribution, they were removed. Data were also log transformed as necessary to meet assumptions of normality. Following Moran (2003), instead of conducting sequential Bonferroni corrections for multiple statistical tests, all P-values are reported.

To assess differences in intraspecific trait variation across years, we used a plasticity index ( $PI_v$ ) described by Valladares et al. (2006). The index ranges from zero (no plasticity) to one (maximum plasticity) and is the difference between the minimum and maximum value of the treatment means of a trait divided by the maximum value. Plasticity indices were evaluated across years with a one-way ANOVA. To assess how water availability and plant

age impact relationships among traits and performance, we performed two analyses. First, a principal component analysis (PCA) was used to identify trade-offs among traits (performance metrics were excluded) using the `psych` package in R. Analyses were conducted on standardized trait means and repeated for each year to understand broad changes in trait tradeoffs over time. Axes were varimax-rotated and constrained to the first four components to improve axis interpretability. To further interpret which traits were correlated with each other and with performance metrics across treatments and within years, we calculated Pearson's correlation coefficients.

## RESULTS

Multivariate trait space responded significantly to year and the interaction between water treatment and year (water  $p = 0.38$ ,  $R^2 = 0.02$ ; year  $p < 0.001$ ,  $R^2 = 0.26$ ; water  $\times$  year  $p < 0.001$ ,  $R^2 = 0.05$ ). These patterns aligned with those observed for individual metrics. Although performance variables (canopy volume and flowering effort) showed significant rainfall responses, only water potential (trended lower in dry conditions) was significantly impacted by rainfall across years (Figure 1, Supplementary data Table S2). In contrast, several traits and performance variables were generally affected by plant age. Older plants had higher LMA, lower leaf N concentration, and lower photosynthetic function ( $A_{\text{mass}}$ ,  $g$ ,  $\Phi_{\text{PSII}}$ ) – consistent with a more conservative resource use strategy (Figure 1, Supplementary data Table S2). Only water-use efficiency was fully independent of plant age. As expected, older plants were larger and allocated more to reproduction than younger plants.

For several traits, the effect of rainfall depended on year (significant treatment by year interactions). In most cases, these results were consistent with the idea that older plants are less impacted by variation in water treatment. Water potential, a measure of plant stress, varied across water treatments in year one, but not in later years (Figure 1). Plants growing

in high water treatments had greater leaf N concentration, stomatal conductance, and canopy volume in years one and two, but these differences disappeared in third-year plants.

Plasticity indices for photosynthetic rate and water-use traits (stomatal conductance, leaf water potential, water-use efficiency) were higher in younger plants but these patterns did not hold when analyzed across all traits.  $PI_V$  ranged from 0.04 to 0.63 depending on the trait and year (Supplementary data Table S3), but there was no difference in  $PI_V$  across years ( $F = 2.15$ ,  $p = 0.138$ ), even when canopy volume and reproductive allocation were excluded from the analysis ( $F = 2.88$ ,  $p = 0.082$ ).

Functional trade-offs captured by our principal component analysis were consistent across the three years (Supplementary data Figure S2). The first two PCA axes described relationships among carbon assimilation and leaf economic traits ( $A_{mass}$ ,  $g$ ,  $N$ ,  $LMA$ ), and explained roughly 50% of the variation among individuals each year (Supplementary data Figure S2, Table S4). In each year, another 40% of the variation was explained by water- and light-use efficiency (third and fourth axes).

Several bivariate trait correlations were consistent across years and water treatments (Figures 2, 3). Plants with high photosynthetic rates tended to have high stomatal conductance, leaf N concentration, and light-use efficiency, and there were consistent negative correlations between stomatal conductance and WUE, and between leaf N concentration and LMA. In many of the cases, relationships among traits were similar across treatments and years, even while the absolute values of traits shifted with age (e.g., Figure 2A). In other cases, trait correlations differed between young (year one) and older (years two and three) individuals. For example, the economic trade-off between leaf construction and leaf nitrogen concentration observed across all individuals was strongest in older plants but non-significant in first-year plants (Figure 2B, 3). In contrast, plants with high LMA were

more stressed (lower water potential) in the low water treatment when young, but this pattern reversed (year 2) or was not present (year 3) in older plants (Figures 2C, 3).

Despite the relatively large number of individual plants examined each year ( $n=62-67$ ), few traits were significantly correlated with canopy volume or flowering effort, our two performance metrics (Figure 3). We observed an increasing positive correlation with LMA and performance as plants aged, although this was only statistically significant in some age by treatment combinations. Light-use efficiency was positively correlated with canopy volume and flowering effort in year two, and photosynthetic rate was positively correlated with canopy volume in year three. Plants under greater water stress (more negative water potentials in the low water treatment) had lower flowering effort, but this was only statistically significant in year one. Canopy volume and flowering effort were positively correlated in only four of the nine age by treatment combinations.

## DISCUSSION

Intraspecific trait variation strongly impacts ecological and evolutionary processes (Violle et al., 2012, Bolnick et al., 2011, Hausch et al., 2018) but it is not well characterized along important environmental and ontogenetic axes for many plant species. Our first objective was to understand how key functional traits pertaining to resource use and acquisition change with water availability and plant age. As expected, we found a shift towards more resource-conservative traits with drought and in older plants, but the effect was more consistent for age. Older individuals had higher LMA, lower leaf N concentration, and reduced photosynthetic function compared to younger plants. For many of these traits, the largest difference in function occurred between years one and two, suggesting that trait values change most as species move out of the establishment phase. Thus, our results support previous work that older individuals have more conservative traits (Dayrell et al., 2018,



Mason et al., 2013, Damián et al., 2018, Spasojevic et al., 2014) and reinforce the idea that abiotic and biotic stressors differentially impact growth and allocation patterns as plants age. Our results also demonstrate that plant age is an important source of intraspecific trait variation that should be considered when making trait-based inferences.

Our prediction of higher resource conservation in water-stressed plants was partially supported. Drought resulted primarily in higher stress (lower leaf water potential) across years and increased water-use efficiency for first-year plants. Remarkably, photosynthetic function was not consistently affected by water treatment. Significant treatment by year interactions suggest that leaf physiology was more sensitive to variation in water availability in the first year (e.g.,  $A_{\text{mass}}$ , stomatal conductance) than in older plants. This may indicate that our low water treatment (50% ambient precipitation) was not low enough to trigger trait plasticity in drought-deciduous species once established. Older plants may be more drought tolerant due to a shift towards tougher tissues and lower rates of water loss (low stomatal conductance); however, older plants with established root systems may also have greater access to soil water. California is characterized by strong inter-annual variation in precipitation, and a year with 50% ambient precipitation is not uncommon (California Irrigation Management Information System, Irvine, CA, USA). Thus, it is likely that the general resource-conservative strategy observed in *A. californica* adults is well-adapted to deal with rainfall deficits, and may show weak or moderate trait variation in response to normal (~50-150% ambient) inter-annual variation in precipitation or under drier, future climate scenarios (Cook et al., 2015). Because we measured traits on the same individuals over time, differences between young and old plants may have been influenced by variable environmental conditions across years. For example, the range of soil moisture between low- and high-water treatments varied across the three years, although this was mainly driven by very high soil moisture in 150% treatment during the first year. Planting a new cohort of

individuals each year would have removed this influence of year; but this approach limits our understanding of how the same individuals change over time.

Our second objective was to determine if traits and performance are differentially impacted by drought as plants age. Our expectation that young plants demonstrate more trait variation across the water gradient was largely supported. First- and second-year plants exhibited greater sensitivity to variation in water availability (as indicated by leaf water potential) and conditions of high water availability led to decreases in WUE and increases in stomatal conductance and canopy volume in these age groups. Despite having the lowest leaf water potentials, first-year plants in the low water treatment nevertheless displayed higher photosynthetic function than second- and third-year plants in most water treatments. This supports the notion that young plants may have more plastic, growth-oriented strategies which benefit from greater resource availability. While greater plasticity may benefit young seedlings in a variable environment (Niinemets, 2004), high intraspecific trait variation in this age group could also arise from bigger differences in size among plants. Traits and biomass allocation can be more strongly affected by plant size than plant age (Coleman et al., 1994, Lusk and Warton, 2007, Wright and McConnaughay, 2002), but our data suggest that variation in size was consistent across age groups (coefficient of variation for canopy volume was 55.4, 63.2, and 77.6 % for years one, two, and three respectively). More studies that follow individual plants over time and in different environments, such as ours, can help determine which traits drive responses to environmental variation over a plant's lifetime.

Finally, we explored how traits were linked to each other and to performance across age groups and water treatments. We expected to see strong correlations between traits and our performance metrics (canopy volume, flowering effort), particularly for first-year plants (Harrison and LaForgia, 2019, Gibert et al., 2016, Casper et al., 2005). In many systems, seedlings are vulnerable to a range of abiotic and biotic stresses, and seed and seedling traits

are critical to establishment, growth, and survival (Larson et al., 2015). As woody plants age and increase in size, a larger percentage of biomass is allocated to support tissues (Poorter et al., 2012), so it is possible that we wouldn't expect to see strong relationships between leaf traits and performance in older plants. In contrast to our predictions, we found few correlations between traits and performance in any year or water treatment. Notably, first-year plants with high LMA were more stressed in our low water treatment, leading to lower flowering effort. However, this pattern reversed in year two; plants with high LMA had higher canopy volume and flowering effort in the low water treatment. With this one exception, our results do not suggest that different traits drive performance under dry and wet conditions, or across age groups. This contrasts with some studies that find context dependent trait-performance relationships (e.g., Donovan et al., 2009, Sandquist and Ehleringer, 1997). For example, Heschel et al. (2004) found that water-use efficiency was adaptive during drought while decreased root biomass allocation was beneficial under wet conditions.

Multivariate axes of trait variation and correlations among traits (where they existed) were similar across years and water treatments, and were largely consistent with the trade-off between resource acquisition and conservation reflected in the leaf economic spectrum (Wright et al., 2004). These data support the idea that, while trait values may change with age, trade-offs among resource acquisition, resource allocation, and maintenance costs exist across an individual's lifetime. In fact, these tradeoffs may be determined at a very early age. Larson et al. (2020) found that trait variation associated with growth/economic strategies existed in seedlings that were just four days old. Consistent trait relationships will simplify efforts to use traits to model large scale processes; however, some studies find limited agreement between seedling and adult traits (Harrison and LaForgia, 2019).

The influence of physiological and morphological traits on fitness is complex because traits influence reproductive fitness through performance measures like growth rate and plant size (Geber and Griffen, 2003, Farris and Lechowicz, 1990). Here, we found consistent positive correlations between canopy volume and reproductive allocation, although these were only statistically significant for some year and treatment combinations, suggesting that larger plants have more resources available for reproduction. Morphological and physiological traits may influence growth through several functional pathways; thus, the contribution of any one trait to plant performance cannot be examined in isolation from other traits. As we gain a better understanding of how traits interact to influence growth, partitioning the effects of individual traits on plant performance via tools like structural equation modeling will be possible; however, few experimental designs include the large sample sizes needed for structural equation models.

Why were there so few correlations among traits and performance? Trait variation is sensitive to where a population is positioned on an environmental gradient (Albert et al., 2010); thus, if our precipitation treatments (50-150% ambient) fell within the optimal range for *A. californica*, it is possible that we sampled a limited range of trait values resulting in weak or insignificant correlations. Additionally, different combinations of traits may promote equal fitness (Marks and Lechowicz, 2006), resulting in weak correlations between individual traits and performance. For example, populations of *Encelia farinosa*, a desert shrub, from a dry and wet site displayed different trait values for photosynthetic rate, leaf area, and growth but these different trait combinations resulted in similar flowering effort (Sandquist and Ehleringer, 1997). Finally, a more complete picture may emerge when additional traits are considered, especially roots which may be important in this semi-arid system (Nguyen et al., 2017).

Our study demonstrates that plant age and environmental gradients create a sizable amount of intraspecific trait variation, which complicates the use of species means to model ecological processes (e.g., Laughlin et al., 2018). Previous studies have found that intraspecific trait variation can be nearly as large as interspecific variation in communities and across taxa (Mason et al., 2013, Siefert et al., 2015). However, our study suggests that variation may be constrained to certain ontogenetic stages and environments. In particular, our data suggest that much of the trait variation across different age cohorts is captured during the establishment phase and that age is a stronger driver of intraspecific trait variation than water availability. In the absence of such data, ecologists should randomly or select in a standardized way individual organs, plants, and populations that best suit the questions being addressed (Pérez-Harguindeguy et al., 2013).

Accepted Manuscript

## ACKNOWLEDGEMENTS

We gratefully acknowledge Nicolette Burtis, Meganne Christensen, Jennifer Feinstein, Kate Forrest, Brett Galland, Joanne Kim, Mike Macpherson, Monica Merrill, Kurt Nguyen, Monica Nguyen, Amy Ortega, Danielle Platt, Marc Rosenfield, Nate Vorapharuek, and students from Orange High School (Orange, CA) for assistance in the field and laboratory. We thank Darren Haver and Chris Martinez at the South Coast Research and Extension Center.

## FUNDING

This work was funded by NSF-IOS 1256827.

Accepted Manuscript

## LITERATURE CITED

- Albert CH, Grassein F, Schurr FM, Vieilledent G, Violle C. 2011.** When and how should intraspecific variability be considered in trait-based plant ecology? *Perspectives in Plant Ecology, Evolution and Systematics*, **13**: 217-225.
- Albert CH, Thuiller W, Yoccoz NG, Soudant A, Boucher F, Saccone P, Lavorel S. 2010.** Intraspecific functional variability: extent, structure and sources of variation. *Journal of Ecology*, **98**: 604-613.
- Barton KE, Koricheva J. 2010.** The ontogeny of plant defense and herbivory: characterizing general patterns using meta- analysis. *The American Naturalist*, **175**: 481-493.
- Bolnick DI, Amarasekare P, Araujo MS, Burger R, Levine JM, Volker HWR, Schreiber SJ, Urban MC, Vasseur DA. 2011.** Why intraspecific trait variability matters in community ecology. *Trends in Ecology and Evolution*, **26**: 183-192.
- Casper BB, Forseth IN, Wait DA. 2005.** Variation in carbon isotope discrimination in relation to plant performance in a natural population of *Cryptantha flava*. *Oecologia*, **145**: 541-548.
- Cavender-Bares J, Bazzaz FA. 2000.** Changes in drought response strategies with ontogeny in *Quercus rubra*: implications for scaling from seedlings to mature trees. *Oecologia*, **124**: 8-18.
- Chapin FS, Autumn K, Pugnaire F. 1993.** Evolution of suites of traits in response to environmental stress. *The American Naturalist*, **142**: S78-S92.
- Cleland EE, Funk JL, Allen EB. 2016.** Coastal sage scrub. In: Mooney HA, Zavaleta ES, eds. *Ecosystems of California*. Oakland, CA: University of California Press.
- Coleman JS, McConnaughay KDM, Ackerly DD. 1994.** Interpreting phenotypic variation in plants. *Trends in Ecology & Evolution*, **9**: 187-191.

- Cook BI, Ault TR, Smerdon JE. 2015.** Unprecedented 21st century drought risk in the American Southwest and Central Plains. *Science Advances*, **1**:e1400082.
- Cornwell WK, Ackerly DD. 2009.** Community assembly and shifts in plant trait distributions across an environmental gradient in coastal California. *Ecological Monographs*, **79**: 109-126.
- Damián X, Fornoni J, Domínguez CA, Boege K. 2018.** Ontogenetic changes in the phenotypic integration and modularity of leaf functional traits. *Functional Ecology*, **32**: 234-246.
- Darwin C. 1859.** *The Origin of Species*. London: J. Murray.
- Dayrell RLC, Arruda AJ, Pierce S, Negreiros D, Meyer PB, Lambers H, Silveira FAO. 2018.** Ontogenetic shifts in plant ecological strategies. *Functional Ecology*, **32**: 2730-2741.
- Díaz S, Cabido M, Casanoves F. 1999.** Functional implications of trait-environment linkages in plant communities. In: Weiher E, Keddy P, eds. *Ecological Assembly Rules: Perspectives, Advances, Retreats*. Cambridge: Cambridge University Press.
- Donovan LA, Ludwig F, Rosenthal DM, Rieseberg LH, Dudley SA. 2009.** Phenotypic selection on leaf ecophysiological traits in *Helianthus*. *New Phytologist*, **183**: 868-879.
- Eziz A, Yan Z, Tian D, Han W, Tang Z, Fang J. 2017.** Drought effect on plant biomass allocation: A meta-analysis. *Ecology and Evolution*, **7**: 11002-11010.
- Farris MA, Lechowicz MJ. 1990.** Functional interactions among traits that determine reproductive success in a native annual plant. *Ecology*, **71**: 548-557.
- Geber MA, Griffen LR. 2003.** Inheritance and natural selection on functional traits. *International Journal of Plant Sciences*, **164**: S21-S42.



- Gibert A, Gray EF, Westoby M, Wright IJ, Falster DS. 2016.** On the link between functional traits and growth rate: meta-analysis shows effects change with plant size, as predicted. *Journal of Ecology*, **104**: 1488-1503.
- Gleason HA. 1926.** The individualistic concept of the plant association. *Bulletin of the Torrey Botanical Club*, **53**: 7-26.
- Grubb PJ. 1977.** The maintenance of species-richness in plant communities: the importance of the regeneration niche. *Biological Reviews*, **52**: 107-145.
- Harper JL. 1967.** A Darwinian approach to plant ecology. *Journal of Ecology*, **55**: 247-270.
- Harrison S, LaForgia M. 2019.** Seedling traits predict drought-induced mortality linked to diversity loss. *Proceedings of the National Academy of Sciences*, **116**: 5576-5581.
- Hausch S, Vamosi SM, Fox JW. 2018.** Effects of intraspecific phenotypic variation on species coexistence. *Ecology*, **99**: 1453-1462.
- Heschel MS, Donohue K, Hausmann N, Schmitt J. 2002.** Population differentiation and natural selection for water-use efficiency in *Impatiens capensis* (Balsaminaceae). *International Journal of Plant Science*, **163**: 907-912.
- Heschel MS, Sultan SE, Glover S, Sloan D. 2004.** Population differentiation and plastic responses to drought stress in the generalist annual *Polygonum persicaria*. *International Journal of Plant Sciences*, **165**: 817-824.
- Jung V, Albert CH, Violle C, Kunstler G, Loucougaray G, Spiegelberger T. 2014.** Intraspecific trait variability mediates the response of subalpine grassland communities to extreme drought events. *Journal of Ecology*, **102**: 45-53.
- Kalra YP, Maynard DG. 1991.** Methods manual for forest soil and plant analysis. *Forestry Canada, Northwest Region, Northern Forestry Center*. Edmonton, Canada.

- Kimball S, Funk JL, Spasojevic MJ, Suding KN, Parker S, Goulden ML. 2016.** Can functional traits predict plant community response to global change? *Ecosphere*, **7**: e01602-n/a.
- Kooyers NJ. 2015.** The evolution of drought escape and avoidance in natural herbaceous populations. *Plant Science*, **234**: 155-162.
- Larson JE, Anacker BL, Wanous S, Funk JL. 2020.** Ecological strategies begin at germination: traits, plasticity, and survival in the first four days of plant life. *Functional Ecology*, **34**: 968–979.
- Larson JE, Funk JL. 2016.** Seedling root responses to soil moisture and the identification of a belowground trait spectrum across three growth forms. *New Phytologist*, **210**: 827–838.
- Larson JE, Sheley RL, Hardegree SP, Doescher PS, James JJ. 2015.** Seed and seedling traits affecting critical life stage transitions and recruitment outcomes in dryland grasses. *Journal of Applied Ecology*, **52**: 199-209.
- Lasky JR, Bachelot B, Muscarella R, Schwartz N, Forero-Montaña J, Nytech CJ, Swenson NG, Thompson J, Zimmerman JK, Uriarte M. 2015.** Ontogenetic shifts in trait-mediated mechanisms of plant community assembly. *Ecology*, **96**: 2157-2169.
- Laughlin DC, Strahan RT, Adler PB, Moore MM. 2018.** Survival rates indicate that correlations between community-weighted mean traits and environments can be unreliable estimates of the adaptive value of traits. *Ecology Letters*, **21**: 411-421.
- Lum TD, Barton KE. 2019.** Ontogenetic variation in salinity tolerance and ecophysiology of coastal dune plants. *Annals of Botany*.
- Lusk CH, Warton DI. 2007.** Global meta-analysis shows that relationships of leaf mass per area with species shade tolerance depend on leaf habit and ontogeny. *New Phytologist*, **176**: 764-774.

- Markesteijn L, Poorter L. 2009.** Seedling root morphology and biomass allocation of 62 tropical tree species in relation to drought- and shade-tolerance. *Journal of Ecology*, **97**: 311-325.
- Marks CO, Lechowicz MJ. 2006.** Alternative designs and the evolution of functional diversity. *The American Naturalist*, **167**: 55-66.
- Mason CM, McGaughey SE, Donovan LA. 2013.** Ontogeny strongly and differentially alters leaf economic and other key traits in three diverse *Helianthus* species. *Journal of Experimental Botany*, **64**: 4089-4099.
- Miner BG, Sultan SE, Morgan SG, Padilla DK, Relyea RA. 2005.** Ecological consequences of phenotypic plasticity. *Trends in Ecology and Evolution*, **20**: 685-692.
- Moles AT, Perkins SE, Laffan SW, Flores-Moreno H, Awasthy M, Tindall ML, Sack L, Pitman A, Kattge J, Aarssen LW, Anand M, Bahn M, Blonder B, Cavender-Bares J, Cornelissen JHC, Cornwell WK, Díaz S, Dickie JB, Freschet GT, Griffiths JG, Gutierrez AG, Hemmings FA, Hickler T, Hitchcock TD, Keighery M, Kleyer M, Kurokawa H, Leishman MR, Liu K, Niinemets Ü, Onipchenko V, Onoda Y, Penuelas J, Pillar VD, Reich PB, Shiodera S, Siefert A, Sosinski EE, Soudzilovskaia NA, Swaine EK, Swenson NG, van Bodegom PM, Warman L, Weiher E, Wright IJ, Zhang H, Zobel M, Bonser SP. 2014.** Which is a better predictor of plant traits: temperature or precipitation? . *Journal of Vegetation Science*, **25**: 1167-1180.
- Moran MD. 2003.** Arguments for rejecting the sequential Bonferroni in ecological studies. *Oikos*, **100**: 403-405.
- Nguyen MA, Larson JE, Blair MD, Hardwick DD, Khurana N, Kim JS, Rosenfield MV, Funk JL. 2017.** Rapid root responses of seedlings exposed to a postdrought water pulse. *American Journal of Botany*, **104**: 1816-1824.

- Niinemets Ü. 2004.** Adaptive adjustments to light in foliage and whole-plant characteristics depend on relative age in the perennial herb *Leontodon hispidus*. *New Phytologist*, **162**: 683-696.
- Pérez-Harguindeguy N, Díaz S, Garnier E, Lavorel S, Poorter H, Jaureguiberry P, Bret-Harte MS, Cornwell WK, Craine JM, Gurvich DE, Urcelay C, Veneklaas EJ, Reich PB, Poorter L, Wright IJ, Ray P, Enrico L, Pausas JG, de Vos AC, Buchmann N, Funes G, Quétier F, Hodgson JG, Thompson K, Morgan HD, ter Steege H, Sack L, Blonder B, Poschlod P, Vaieretti MV, Conti G, Staver AC, Aquino S, Cornelissen JHC. 2013.** New handbook for standardised measurement of plant functional traits worldwide. *Australian Journal of Botany*, **61**: 167-234.
- Poorter H, Niklas KJ, Reich PB, Oleksyn J, Poot P, Mommer L. 2012.** Biomass allocation to leaves, stems and roots: meta-analyses of interspecific variation and environmental control. *New Phytologist*, **193**: 30-50.
- Poorter L, Markesteijn L. 2008.** Seedling traits determine drought tolerance of tropical tree species. *Biotropica*, **40**: 321-331.
- Reich PB, Wright IJ, Cavender-Bares J, Craine JM, Oleksyn J, Westoby M, Walters MB. 2003.** The evolution of plant functional variation: traits, spectra, and strategies. *International Journal of Plant Science*, **164**: 143-164.
- Sandel B, Goldstein LJ, Kraft NJB, Okie JG, Shuldman MI, Ackerly DD, Cleland EE, Suding KN. 2010.** Contrasting trait responses in plant communities to experimental and geographic variation in precipitation. *New Phytologist*, **188**: 565-575.
- Sandquist DR, Ehleringer JR. 1997.** Intraspecific variation of leaf pubescence and drought response in *Encelia farinosa* associated with contrasting desert environments. *New Phytologist*, **135**: 635-644.

- Siefert A, Violle C, Chalmandrier L, Albert CH, Taudiere A, Fajardo A, Aarssen LW, Baraloto C, Carlucci MB, Cianciaruso MV, de L. Dantas V, de Bello F, Duarte LDS, Fonseca CR, Freschet GT, Gaucherand S, Gross N, Hikosaka K, Jackson B, Jung V, Kamiyama C, Katabuchi M, Kembel SW, Kichenin E, Kraft NJB, Lagerström A, Bagousse-Pinguet YL, Li Y, Mason N, Messier J, Nakashizuka T, Overton JM, Peltzer DA, Pérez-Ramos IM, Pillar VD, Prentice HC, Richardson S, Sasaki T, Schamp BS, Schöb C, Shipley B, Sundqvist M, Sykes MT, Vandewalle M, Wardle DA. 2015.** A global meta-analysis of the relative extent of intraspecific trait variation in plant communities. *Ecology Letters*, **18**: 1406-1419.
- Spasojevic MJ, Yablon EA, Oberle B, Myers JA. 2014.** Ontogenetic trait variation influences tree community assembly across environmental gradients. *Ecosphere*, **5**: 129.
- Valladares F, Sánchez-Gómez D. 2006.** Ecophysiological traits associated with drought in Mediterranean tree seedlings: individual responses versus interspecific trends in eleven species. *Plant Biology*, **8**: 688-697.
- Valladares F, Sanchez-Gomez D, Zavala MA. 2006.** Quantitative estimation of phenotypic plasticity: bridging the gap between the evolutionary concept and its ecological applications. *Journal of Ecology*, **94**: 1103-1116.
- Violle C, Enquist BJ, McGill BJ, Jiang L, Albert CH, Hulshof C, Jung V, Messier J. 2012.** The return of the variance: intraspecific variability in community ecology. *Trends in Ecology and Evolution*, **27**: 244-252.
- Voltaire F. 2018.** A unified framework of plant adaptive strategies to drought: Crossing scales and disciplines. *Global Change Biology*, **24**: 2929-2938.
- von Caemmerer S. 2000.** *Biochemical models of leaf photosynthesis*. Collingwood, Australia: Csiro Publishing.

- Westman WE. 1981.** Seasonal dimorphism of foliage in Californian coastal sage scrub. *Oecologia*, **51**: 385-388.
- Winkler D, Gremer J, Chapin K, Kao M, Huxman T. 2018.** Rapid alignment of functional trait variation with locality across the invaded range of Sahara mustard (*Brassica tournefortii*). *American Journal of Botany*, **105**: 1188-1197.
- Wright IJ, Reich PB, Westoby M. 2001.** Strategy shifts in leaf physiology, structure and nutrient content between species of high- and low-rainfall and high- and low-nutrient habitats. *Functional Ecology*, **15**: 423-434.
- Wright IJ, Reich PB, Westoby M, Ackerly DD, Baruch Z, Bongers F, Cavender-Bares J, Chapin T, Cornelissen JHC, Diemer M, Flexas J, Garnier E, Groom PK, Gulias J, Hikosaka K, Lamont BB, Lee T, Lee W, Lusk C, Midgley JJ, Navas ML, Niinemets U, Oleksyn J, Osada N, Poorter H, Poot P, Prior L, Pyankov VI, Roumet C, Thomas SC, Tjoelker MG, Veneklaas EJ, Villar R. 2004.** The worldwide leaf economics spectrum. *Nature*, **428**: 821-827.
- Wright SD, McConnaughay KDM. 2002.** Interpreting phenotypic plasticity: the importance of ontogeny. *Plant Species Biology*, **17**: 119-131.

## Figure legends

**Figure 1.** Trait means and standard errors for *A. californica* grown in three watering treatments (50%, 100%, and 150% ambient precipitation) across three years. Significant effects of treatment (T), year (Y), and their interaction (TxY) at  $p < 0.05$  are shown, based on repeated measures ANOVA. Group means with the same lowercase letter are not significantly different from each other at  $p < 0.05$ . Trait abbreviations are provided in Table 1.

**Figure 2.** Bivariate plots for (A) leaf N concentration and photosynthetic rate, (B) leaf N concentration and leaf mass per area, and (C) leaf mass per area and leaf water potential. Colors denote different ages: one (blue), two (green), and three (orange) years. Water treatments are represented by different shades: 50% (light), 100% (medium), 150% (dark). We observed consistent relationships among several traits (such as  $A_{\text{mass}}$ , leaf N and LMA) across individuals, but young and older plants occupied different points along these axes (panels A, B). The relationship between LMA and leaf water potential varied across groups, but plants in the 50% water treatment generally displayed higher water potential at low LMA (panel C). Colored lines indicate significant relationships for 100 and 150% treatments. For clarity, significant relationships for 50% treatments are represented by black lines (short dash, year 1; long dash, year 2; solid, year 3).

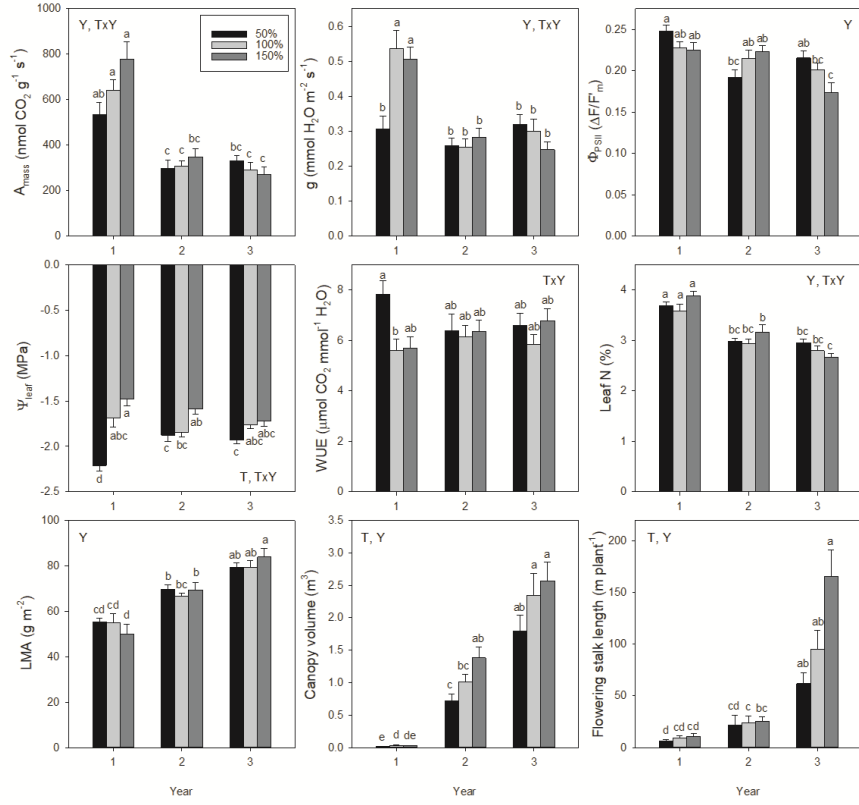
**Figure 3.** Pearson correlation coefficients for *A. californica* leaf traits across water treatments in each of the three years. Blue and orange squares indicate positive and negative correlations, respectively. Significant correlations at  $p < 0.05$  are shown with a dot in the square. Trait abbreviations are provided in Table 1.

**Table 1** – Traits measured in the study along with their abbreviation, function, and observed relationships with increasing age and water availability. Effects of water availability were only statistically significant in certain years; these are denoted with Y1-3. For a more detailed treatment of observed effects, see Figure 1.

<b>Trait</b>	<b>Abbreviation</b>	<b>Function</b>	<b>Age</b>	<b>Water</b>
Mass-based photosynthetic rate	$A_{\text{mass}}$	Carbon assimilation Leaf construction	-	
Stomatal conductance	$g$	Carbon assimilation	-	+ (Y1)
Efficiency of photosystem II	$\Phi_{\text{PSII}}$	Light-use efficiency	-	+ (Y3)
Mid-day water potential	$\Psi_{\text{leaf}}$	Stress		- (Y1,2)
Water-use efficiency	WUE	Water-use efficiency		- (Y1)
Leaf nitrogen concentration	Leaf N	Carbon assimilation Water-use efficiency	-	
Leaf mass per area	LMA	Leaf construction	+	
Canopy volume		Growth	+	+ (Y1,2)
Flowering effort		Fitness	+	+

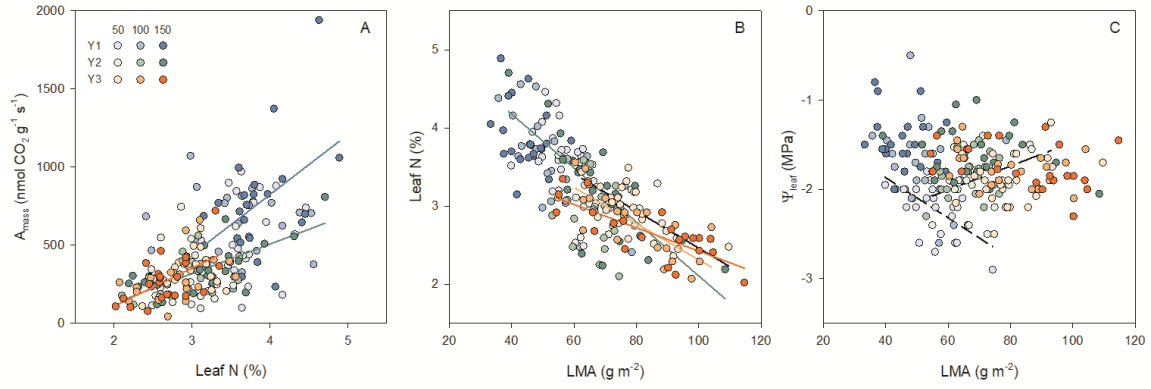


Figure 1



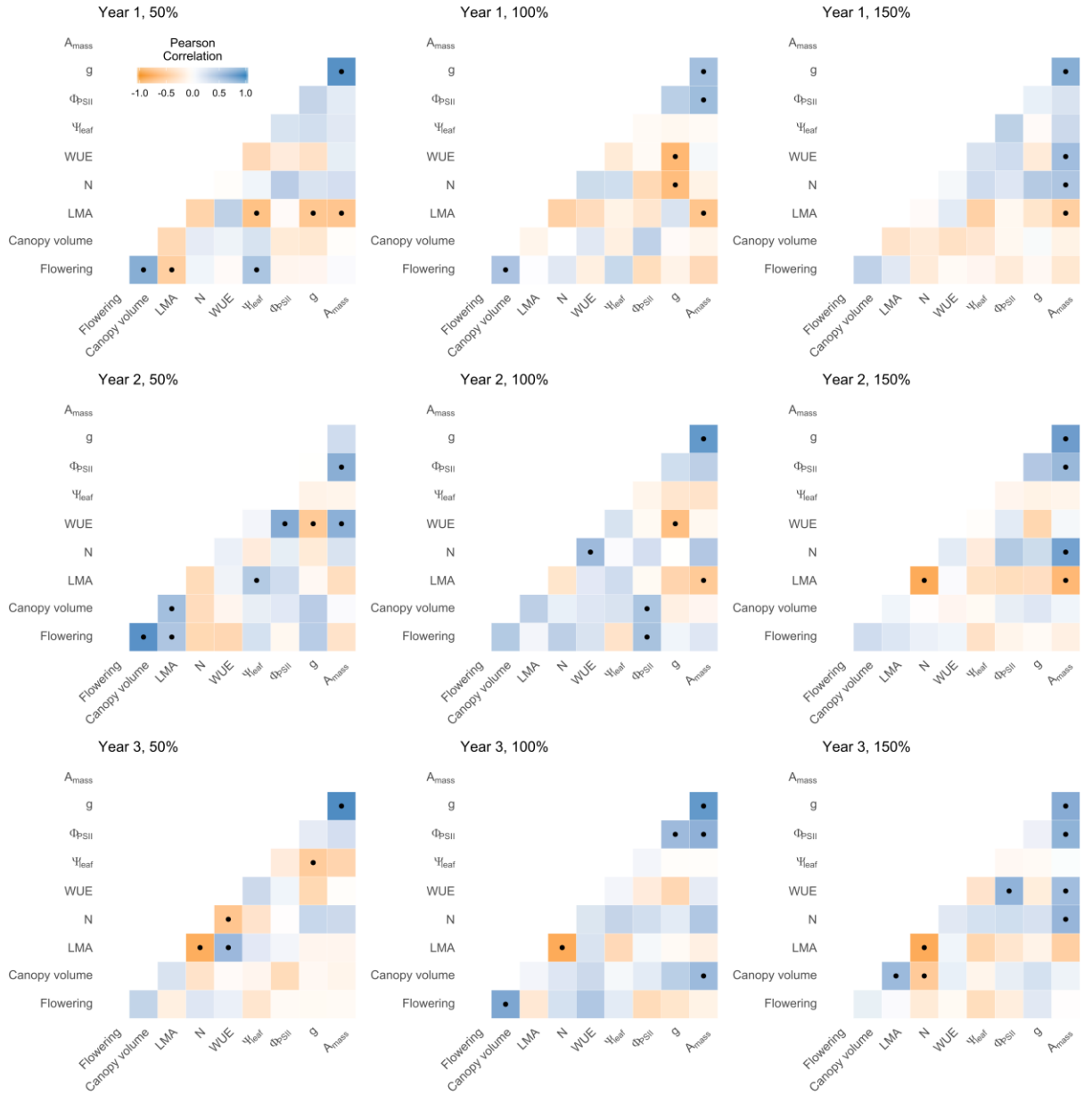
Accepted

Figure 2



Accepted

Figure 3



Y