

2013

Commitment Problems in Conflict Resolution

Erik O. Kimbrough

Jared Rubin

Chapman University, jrubin@chapman.edu

Roman M. Sheremeta

Chapman University

Timothy W. Shields

Chapman University, shields@chapman.edu

Follow this and additional works at: http://digitalcommons.chapman.edu/esi_working_papers



Part of the [Econometrics Commons](#), [Economic Theory Commons](#), and the [Other Economics Commons](#)

Recommended Citation

Kimbrough, E.O., Rubin, J., Sheremeta, R.M., & Shields, T.W. (2013). Commitment problems in conflict resolution. ESI Working Paper 13-11. Retrieved from http://digitalcommons.chapman.edu/esi_working_papers/47

A peer-reviewed version of this paper was later published as:

Kimbrough, E.O., J. Rubin, R.M. Sheremeta, and T.W. Shields. Commitment problems in conflict resolution. *Journal of Economic Behavior and Organization*, 112 (2015): 33-45.

Commitment Problems in Conflict Resolution

Comments

Working Paper 13-13

Commitment Problems in Conflict Resolution

Erik O. Kimbrough, Simon Fraser University

Jared Rubin, Chapman University

Roman M. Sheremeta, Chapman University

Timothy Shields, Chapman University

April 15, 2013

Abstract

Commitment problems are inherent to non-binding conflict resolution mechanisms, since an unsatisfied party can ignore the resolution and initiate conflict. We provide experimental evidence suggesting that even in the absence of binding contractual agreements individuals often avoid conflict by committing to the outcome of a conflict resolution mechanism. Commitment problems are mitigated to a greater extent for groups who opt-in to the conflict resolution mechanism, but only when opting-in is costly. Although conflict rates are higher when opting-in is costly than when it is free or exogenously imposed, commitment problems are greatly reduced amongst those groups who choose to opt-in.

JEL Classifications: C72, C91, D72

Keywords: conflict resolution, commitment problem, opting-in, contests, experiments

Corresponding author: Roman M. Sheremeta (rshereme@chapman.edu)

* We received many helpful comments from Andrew McGee, Chris Muris, Paul Pecorino and seminar participants at Simon Fraser University. For financial support, the authors thank the Economic Science Institute at Chapman University. The usual disclaimers apply.

1. Introduction

Since Schelling (1960) initiated the formal study of conflict, economists and others have developed numerous models highlighting the resources wasted when conflict occurs (Tullock, 1980; Konrad, 2009). Empirical studies testing these models indicate that in practice the costs of conflict are substantially higher than predicted by the theory (Dechenaux et al., 2012; Sheremeta, 2013). For this reason, there has been extensive research on mechanisms of conflict resolution that allow parties to avoid to these costs, all of which depend on the ability to make credible commitments and/or binding contracts enforced by a third party (see e.g. Schelling 1960, Williamson 1985, Charness et al. 2007, Kimbrough et al. 2012; Kimbrough and Sheremeta, 2013). Yet, in reality, many conflict resolution efforts cannot rely on credible commitments or enforceable contracts.

The problems associated with the inability to commit are well known: in the absence of credible commitment, parties on the less favored side of any proposed resolution face incentives to ignore the resolution. For example, a country that finds a UN resolution counter to its interests could simply exit the organization and ignore the international community. A similar commitment problem can help to explain the failures of recent WTO negotiations and the Kyoto Protocol.¹ Agreements between individuals often face similar problems, especially when third-party enforcement mechanisms are unavailable. Historically, weak and decentralized political rule made many contractual agreements legally unenforceable (Milgrom et al., 1990; Greif et al., 1994; Greif, 2000), and similar troubles plague contemporary societies where the rule of law is absent or weak. Even when the rule of law is present many contracts remain unenforceable, and commitment problems arise due to imperfect information and incomplete contracts (Harris and Raviv, 1979; Holmström, 1979; Baker, 1992; Tirole, 1999).

¹ See Powell (2006) for a discussion of commitment problems and armed conflict between nations.

Given the ubiquity of commitment problems in conflict resolution, there has been surprisingly little empirical work exploring the possibility of conflict resolution in the absence of binding commitments.² In this paper, we explore whether (and how) non-binding conflict resolution mechanisms reduce conflict and overcome commitment problems under rather extreme conditions. We conduct an experiment where participants face potential conflict over a valuable, *indivisible* resource. Parties may choose to allocate the resource by costly conflict (i.e., a rent-seeking contest), or they can choose to employ a conflict resolution mechanism that allocates the resource at random (i.e., a coin flip), allowing them to avoid the costs of fighting. However, for this mechanism to be effective, both participants must first opt-in to learn the proposed allocation and then mutually commit to the outcome. If either party chooses *not* to commit, the parties then fight over the resource. The indivisibility of the resource is crucial here because it creates a particularly “hard case” for conflict resolution efforts: commitment requires one party to accept extreme inequality.

Clearly, standard game theoretic arguments predict that even if both parties opt-in to observe the proposed allocation, the losing party will never commit to the outcome. Nevertheless, we observe many instances in which individuals avoid conflict by committing to the outcome of a coin flip; conflict resolution rates range between 20%-54%, depending on the treatment. Moreover, commitment problems are further mitigated when groups endogenously choose to *opt-in* to the conflict resolution mechanism, but only when opting-in is costly. Although conflict rates are higher when opting-in is costly than when it is free or exogenously

² See the review of experimental literature on conflicts by Dechenaux et al. (2012). Several conflict resolution mechanisms have been examined in the lab, including side-payments (Charness et al., 2007; Kimbrough and Sheremeta, 2012, 2013), pre-commitment to an allocation proposed by a random device (Kimbrough et al., 2012), and communication (Cason et al., 2013). Also, some animal behavior studies indicate that many non-human species employ non-binding resource-allocation conventions built around asymmetries between parties that are uncorrelated with their fighting abilities (Petrie et al., 1991; Maher and Lott, 2000).

imposed (in many instances pairs do not opt-in), commitment problems are greatly reduced amongst those groups that opt-in.

Thus, our paper makes two key contributions. First, we provide evidence that conflict resolution efforts can overcome commitment problems, even when resolutions generate extreme payoff inequality. This suggests that the prospects for reducing the costs of conflict are not as bleak as standard theory would suggest (Tullock, 1980; Konrad, 2009). This finding assumes additional importance given the extensive experimental literature demonstrating the very high costs of conflict (Dechenaux et al., 2012; Sheremeta, 2013).³ Second, we show that commitment problems can be further mitigated by imposing explicit costs for using conflict resolution mechanisms.⁴ A costly mechanism serves two purposes: it encourages reciprocity because parties both know that their counterpart paid a cost to potentially avoid conflict, and it facilitates self-selection, since individuals who are unwilling to commit are less likely to incur the cost in the first place. Thus, we argue that designers of conflict resolution mechanisms should consider ways of ensuring that parties are invested in the conflict resolution process, and we hope that theorists can further develop models to explain the source of this effect.

2. Experimental Design and Procedures

2.1. Experimental Design

Our experiment employs a simple conflict resolution game in which participants play a repeated game with a known ending, repeatedly bargaining over an indivisible resource valued at v by

³ Sheremeta (2013) reviews 30 conflict experiments and finds that in 28 of those experiments individuals exert significantly higher conflict expenditures than predicted. In some conflict experiments the expenditures are so high that the majority of individuals earn negative payoffs (Sheremeta, 2010; Deck and Sheremeta, 2012).

⁴ There is a large literature in biology suggesting that costly signals are more reliable than cheap signals (Zahavi, 1975, 1993; Grafen, 1990; Petrie et al., 1991). Likewise, there is a significant literature in the economics of religion suggesting that costly or stigmatizing religious rituals dramatically increase cooperation within religious “clubs” (Iannaccone, 1992, 1994; Berman, 2000; Abramitzky, 2008; Aimone et al., 2013; Carvalho 2013).

both players. The game, shown in Figure 1, consists of three stages. In Stage 1, participants choose whether or not to use the conflict resolution device by choosing either ‘Flip’ or ‘Don’t Flip’. If at least one participant chooses Don’t Flip then neither participant incurs any cost, and both proceed to Stage 3. If both participants choose to Flip then they each incur a cost c , and after observing a realization of a fair coin flip, which provisionally assigns the resource to one player, they proceed to Stage 2. In Stage 2, participants decide whether to ‘Agree’ to the proposed allocation. If both participants choose Agree (i.e., if they choose to *commit*) then the participant who was favored by the coin flip receives $v = 100$ francs, and the game is over. However, if at least one participant chooses ‘Don’t Agree’, then both participants proceed to Stage 3. In Stage 3, both participants participate in a lottery contest to allocate the resource. In the lottery contest, both participants make irreversible conflict expenditures e_1 and e_2 to increase their probabilities of receiving the prize, i.e., $p_i(e_1, e_2) = e_i/(e_1 + e_2)$.

Using backwards induction and assuming risk neutrality, the Nash equilibrium in Stage 3 is for both participants to choose expenditures of $e_1^* = e_2^* = 25$ (Tullock, 1980), receiving the expected payoff of 25 each ($v/2 - e^* = 50 - 25$). Because each participant has a positive expected value from conflict in Stage 3, a participant interested in maximizing her wealth should not commit to the outcome after losing the coin flip. Therefore, in any subgame perfect Nash equilibrium, money-maximizing participants end up in a conflict Stage 3 regardless of the cost of the coin flip c and exert wasteful expenditures competing for the resource. Since conflict is certain along the equilibrium path, it follows that participants are indifferent between opting-in and not opting-in if and only if the cost of opting-in is zero (i.e., $c = 0$), and they will never opt-in when doing so is costly (i.e., $c > 0$).

To examine whether a non-binding coin flip can reduce the cost of conflict, we employ a partial two-by-two experimental design. On one dimension, we vary whether the decision to opt-in is *endogenous* or *exogenous*, and on the other dimension, we vary whether opting-in carries a *cost*. For obvious reasons, we impose the cost only when opting-in is endogenous, hence our partial design. In the *Exogenous-Free* baseline treatment, participants first observe the outcome of a coin flip. That is, there is no Stage 1 decision to ‘Flip’ or ‘Don’t Flip’; instead, the ‘Flip’ decision is exogenously imposed. In Stage 2, they decide whether to commit to the outcome. If either participant disagrees then the game proceeds to Stage 3. In Stage 3, participants participate in a simple two-person contest for the resource valued at 100. In the *Endogenous-Free* treatment, participants first endogenously decide whether to observe the outcome of a coin flip for free in Stage 1. Then in Stage 2 they decide whether to commit to the outcome. If either participant disagrees in either Stage 1 or Stage 2 then the game proceeds to Stage 3. Finally, the *Endogenous-Costly* treatment is similar to the *Endogenous-Free* treatment, however, opting-in in Stage 1 is costly, i.e., $c = 5$ francs.

2.2. Experimental Procedures

To study behavior in the proposed treatments, a total of 198 participants were recruited at random from the subject-pool consisting of graduate and undergraduate students at a private university in the United States. Participants received a participation fee for arriving to the experiment on time and received their earnings in cash privately at the end of each session. Participants were randomly assigned into treatments (44 in *Exogenous-Free*, 62 in *Endogenous-Free* and 92 in *Endogenous-Costly*) and nobody participated more than once.⁵ Participants sat at, and interacted via, visually isolated computer terminals, and instructions were read aloud by the

⁵ Our design was unbalanced to generate comparable sample sizes for the commitment decision across treatments.

experimenter as participants followed along on paper. The experiments were programmed using z-Tree (Fischbacher, 2007). Before the experiment began participants took a quiz (non-incentivized) to confirm their understanding of the experimental procedures. An experimenter reviewed the quiz answers and privately answered questions.

Each experimental session consisted of 30 periods of a single treatment. Participants were randomly assigned to a group of two and remained within this group for all 30 periods of the experiment (fixed matching). In every session, each period proceeded according to one of the treatments. In Stage 1 participants chose between 'Flip' and 'Don't Flip' (except in the *Exogenous-Free* treatment). In Stage 2, those who opted to see the coin flip chose between 'Agree' and 'Don't Agree' after seeing the result of the flip. In Stage 3, participants chose to expend any number between 0 and 100 francs, in order to increase the probability of winning the prize of 100 francs. At the end of each period, the computer displayed individual decisions, as well as corresponding payoffs, to each participant.

At the end of each experimental session, participants completed a brief demographic survey and their total earnings from all 30 periods of the experiment were added to or subtracted from an initial endowment of 2,000 francs (which we described as a participation fee). We converted francs to USD at a rate of 100 francs = \$1, and participants were paid privately in cash and dismissed from the experiment. The average experimental earnings, including the \$20 participation fee, were \$25.24, ranging from a low of \$16.00 to a high of \$46.70. Sessions lasted approximately one hour each.

3. Results

We observed early period variation that settled down after a few periods and endgame effects, both of which introduced noise into our data. Thus, we restrict our analysis to periods 5-29.⁶ Table 1 reports average frequency of conflict resolution, opting-in and commitment, as well as conflict expenditures and payoffs. We also report the statistical significance of estimated treatment effects for each of the outcome variables of interest. To control for repeated measures, our regressions employ mixed-effects models. The fixed effects are identical across regressions; we include treatment dummy variables and a period trend. Rows 1-3 of Table 1 employ random effects for each group, and rows 4-6 employ random effects for each group and nested participant-in-group. Rows 1-4 estimate logistic regressions and rows 5-6 estimate linear models.

3.1. Conflict Resolution

In the *Exogenous-Free* treatment, pairs avoided conflict 54% of the time (i.e., they agree to the result of the Flip), while in the *Endogenous-Free* and *Endogenous-Costly* treatments, pairs avoided conflict 41% and 20% of the time, respectively. Mixed-effects logistic regression analysis indicates that the rate of conflict resolution is significantly lower in the *Endogenous-Costly* treatment than in the *Exogenous-Free* and *Endogenous-Free* treatments (p -values < 0.01), while there is no significant difference between the *Free* treatments (p -value = 0.24).

Result 1: Contrary to standard game theoretic predictions, there is substantial conflict resolution in all three treatments, although pairs avoid conflict more frequently in the *Exogenous-Free* and *Endogenous-Free* treatments than in the *Endogenous-Costly* treatment.

⁶ None of our results are qualitatively altered when we vary these cutoffs, and additional regression output is available from the authors upon request.

This finding provides support for the idea that non-binding conflict resolution mechanisms can reduce the frequency of conflict, despite incentives to renege. When using the mechanism is a default, some groups are able to coordinate on a reciprocal strategy in which the losing party is willing to accept an unfavorable resolution. However, the mechanism is far from perfect. When the decision to use the mechanism is endogenous, conflict frequency increased as some groups opted not to see the coin flip. Similarly, there is extensive heterogeneity in the willingness to commit to the outcome, which we discuss further in Section 3.5.

3.2. *Opting-In*

A major source of increased conflict frequency in the *Endogenous-Free* and *Endogenous-Costly* treatments is failure to opt-in to the coin flip mechanism. While pairs were required to see the flip in the *Exogenous-Free* treatment, they opted to see the coin flip 71% of the time in the *Endogenous-Free* treatment and only 26% of the time in the *Endogenous-Costly* treatment. Mixed-effects logistic regression analysis indicates that the rate of opting-in is significantly lower in the *Endogenous-Costly* treatment than in the *Endogenous-Free* treatment (p -value < 0.01). Here we exclude the *Exogenous-Free* treatment from the regression since all pairs were forced to see the coin flip.

Result 2: Subjects opted-in to the coin flip mechanism less frequently in the *Endogenous-Costly* treatment than in the *Endogenous-Free* treatment, although the likelihood was far greater than 0 (and less than 1) in both treatments.

While it is clear that the cost of observing the coin flip played an important role in reducing the frequency with which participants opted-in in the *Endogenous-Costly* treatment, the reasons are less clear in the *Endogenous-Free* treatment. In theory, participants should be indifferent between observing the coin flip and not observing the flip. Indeed, if there were any probability that a player who lost the flip would tremble and mistakenly accept the outcome, players would strictly prefer to flip the coin. We leave this question for future research.

3.3. Commitment

The money-maximizing subgame perfect Nash equilibrium predicts that participants losing the coin flip will *never* commit to the outcome. Comparing averages across treatments in Table 1, we found that the probability that both parties committed to the outcome (conditional on seeing the flip) were 54% in the *Exogenous-Free*, 58% in the *Endogenous-Free*, and 76% in the *Endogenous-Costly* treatment. Mixed-effects logistic regression analysis indicates that conditional probability that both parties commit to the coin flip resolution is significantly higher in the *Endogenous-Costly* treatment than in either the *Endogenous-Free* or *Exogenous-Free* treatments (p -values < 0.01).

The treatment differences were almost solely driven by an increased willingness of participants who lose the coin flip to commit to its outcome. The conditional probability of committing to the flip among those receiving unfavorable outcomes was 58% in *Exogenous-Free*, 61% in *Endogenous-Free*, and 78% in *Endogenous-Costly* treatment.⁷ To provide statistical support for treatment differences in *individual* commitment decisions, we estimate an additional mixed-effects logistic regression. The dependent variable takes a value of 1 when an

⁷ In all treatments the conditional probability of commitment for flip winners was at least 95%. Rejections are concentrated in a few individuals (44 of the 76 rejections come from 9 of 198 participants, three per treatment).

individual agreed to the outcome of the flip and 0 otherwise, and we restrict the sample of observations to the losers of the coin flip (they are the only ones facing commitment problems). The independent variables are a period trend and the three treatment dummy variables. Nested random effects are included for each participant-in-group to control for repeated measures. The coefficient on the *Endogenous-Costly* treatment is positive and significant (p -value < 0.01), and the difference between the *Endogenous-Free* and *Endogenous-Costly* coefficients is significant (p -value = 0.02). These findings are summarized in Result 3.

Result 3: The conditional probability of commitment is higher in the *Endogenous-Costly* treatment than either in the *Endogenous-Free* or *Exogenous-Free* treatments. There is no significant difference between the *Endogenous-Free* and *Exogenous-Free* treatments.

These results suggest that merely endogenizing the decision to seek third-party conflict resolution does not have an impact on the probability that parties commit to the proposed resolution – we find no difference in commitment rates in the *Endogenous-Free* and *Exogenous-Free* treatments. However, the commitment problem is significantly mitigated when both parties must incur a *cost* to learn the proposed allocation.

The relationship between opting-in and the commitment problem in the *Endogenous-Free* and *Endogenous-Costly* treatments is demonstrated in Figure 2, which plots the relative frequency of opting-in against the conditional probability of commitment for each pair with smoothing splines fit to the data by treatment.⁸ Only the *Endogenous-Free* and *Endogenous-Costly* treatments are plotted, since participants in the *Exogenous-Free* treatment always saw the coin flip. Figure 2 indicates that there is a linear relationship between opting-in and committing

⁸ An alternative figure containing data from all 30 periods is in Appendix B.

to the outcome of the flip in the *Endogenous-Costly* treatment, but there is a convex relationship between the two in the *Endogenous-Free* treatment – there is a pair that sees the flip in every period, but *never* commits to the outcome. In fact, while the *Endogenous-Costly* treatment data is roughly symmetrically distributed around the 45-degree line, every *Endogenous-Free* treatment observation lies on or below the line. In the *Endogenous-Free* treatment, commitment is regularly sustained only at high rates of opting-in. This provides further evidence that the opportunity cost of opting-in in the *Endogenous-Costly* treatment facilitates the solution of the commitment problem, while the absence of such a cost in the *Endogenous-Free* treatment renders the cooperative signal less informative and is thus less effective at encouraging commitment.

3.4. Conflict Expenditures

If groups did not opt-in or failed to solve the commitment problem, the group entered the conflict stage in which they exerted expenditures to win the prize. Returning to Table 1, note that the average expenditure was greatest in *Exogenous-Free* treatment (28.6), followed by the *Endogenous-Free* treatment (24.6), and the least in the *Endogenous-Costly* treatment (18.6).⁹ Mixed-effects linear regression analysis with nested random effects for each participant-in-group indicates that conflict expenditures are substantially (but only marginally significantly) lower in the *Endogenous-Costly* treatment than in the *Exogenous-Free* treatment (p -value = 0.074). There is no significant difference between the *Endogenous-Costly* and *Endogenous-Free* treatments (p -value = 0.16) or between the *Endogenous-Free* and *Exogenous-Free* treatments (p -value = 0.65).

⁹ Figures B1-B3 in Appendix B report time series of conflict expenditures for each pair by treatment.

Result 4: Conflict expenditures are lower in the *Endogenous-Costly* treatment than in the *Exogenous-Free* treatment. There is no statistically significant difference between the *Endogenous-Costly* and *Endogenous-Free* treatments or between the *Endogenous-Free* and *Exogenous-Free* treatments.

3.5. Between-Pair Heterogeneity

Figure 3 displays, for each treatment, the relative frequency of opting-in, *conditional* frequency of commitment, and average payoff, by pair, where the pairs are sorted from left to right in each panel by opting-in rate with ties broken by commitment rate and then average payoff.

In the *Endogenous-Free* treatment, there is a significant positive correlation between a pair's observed probability of opting-in and average payoff ($\rho = 0.62$, p -value < 0.01) but in the *Endogenous-Costly* treatment, this relationship is not statistically significant ($\rho = 0.23$, p -value = 0.12). This is driven by a number of pairs in the *Endogenous-Costly* treatment that never opted-in to see the coin flip but nevertheless received very high payoffs.

It is possible to visually identify three types of pairs in the *Endogenous-Costly* treatment: (1) pairs with a high rate of both opting-in and commitment, (2) pairs with low (but positive) rates of both opting-in and commitment, and (3) pairs with zero rates of opting-in. Heuristically, we define *high flip* pairs as those with opting-in rates in the interval (0.5, 1], *low flip* pairs as those with opting-in rates in (0, 0.5], and *no flip* pairs as those with opting-in rates of exactly 0. *High flip* pairs earn on average 85 francs/period (SD = 15.6), *low flip* pairs earn 50 francs/period (SD = 38.8), and *no flip* pairs earn 73 francs/period (SD = 24.6). Interestingly, 5 of the *no flip* pairs in the *Endogenous-Costly* treatment (i.e., pairs that engaged in conflict in each period 5-29) generated average earnings greater than the maximum that could be earned per period by opting-

in *and* committing in every period (i.e., greater than 90 francs). None of the *no flip* pairs in the *Endogenous-Free* treatment were able generate average earnings greater than 90 francs.

While our data do not allow us to directly identify the source of this behavior, we conjecture the positive commitment cost generated an endogenous focal point for conflict expenditures that allowed some pairs to coordinate on expenditures far below the Nash equilibrium of 25. Wald tests cannot reject the null hypotheses that the average conflict expenditure for the *Exogenous-Free* or *Endogenous-Free* pairs was the Nash Equilibrium value of 25 (p -value = 0.95 and p -value = 0.44, respectively). However, in the *Exogenous-Costly* pairs, the average expenditure was significantly less than 25 (p -value < 0.01). When we exclude the *no flip* pairs, the average expenditure rises and is not significantly different from 25 (p -value = 0.63).

4. Discussion

In all three treatments, the prediction from standard game theory is that the loser of the coin flip will never choose to commit, as the expected value from conflict is strictly positive. Nevertheless, our experiment shows that individuals often avoid conflict by committing to the outcome of a randomizing conflict resolution mechanism, even in the absence of binding contractual agreements. What can explain these non-zero levels of commitment? There are several reasons why commitment problems can be solved in the absence of external enforcement. First, game theory shows that simple rational agents may abide by the outcome of the conflict resolution mechanism as a result of a correlated equilibrium (Aumann, 1987; Gintis, 2009). In such a case, a coin flip may serve as a coordination device. Second, if the parties expect to engage in repeated interaction, they may be able to overcome the commitment problem due to

reputational concerns (Rabin, 1991; Andreoni and Miller, 1993; Dellarocas, 2006) or fear of incurring retaliation and spite (Abbink et al., 2010; Lacomba et al., 2011; Mago et al., 2012; Schniter et al., 2013). Similarly, some individuals may simply prefer to avoid conflict or be cooperative (Dorris, 1972; Molander, 1985), and given repeated interaction, they establish a reputation for cooperation that allows both parties to gain from exchange. As long as one member of the group is a cooperative type, the other member may be willing to forgo conflict to reap the gains from exchange (e.g., Kreps et al. 1982). For these reasons, it may not be that surprising that in all three treatments we observe substantial conflict resolution.

One of the main research questions was whether commitment problems could be mitigated when participants are given the option of opting-in to the conflict resolution mechanism (with and without cost). Here, the failure of participants to opt-in reduced the frequency of conflict resolution relative to the exogenous case, and more so when seeing the flip was costly. However, for participants that *did* opt-in, we observed significantly higher commitment, but *only* when opting-in was costly.

Standard models do not predict these treatment differences. What can explain these differences in commitment rates? There are several non-mutually exclusive (and non-exhaustive) possibilities. First, when individuals act collectively to propose a solution to a social dilemma, the result may be seen as more legitimate than when the proposed solution comes from “outside”, thus increasing cooperation levels. Evidence from both field studies and laboratory experiments suggests that endogenous participation in democratic institutions may encourage both cooperation and compliance (see Dal Bo et al., 2010). Although we believe that legitimacy may play a role in helping groups to resolve commitment problems, our data do not provide support for this hypothesis. Specifically, the legitimacy hypothesis would suggest that since

participants choose to opt-in to the conflict resolution mechanism, the coin flip outcome will acquire additional legitimacy in both participants' eyes and will thus facilitate solving the commitment problem. Hence, we would expect commitment rates to be greater in both the *Endogenous-Free* and *Endogenous-Costly* treatments than in the *Exogenous-Free* treatment. However, we find no significant difference in commitment rates between the *Endogenous-Free* and *Exogenous-Free* treatments.

A second possible explanation of our observations is that fears of retaliation and spite may discourage participants from renegeing (i.e., opting-in and then not abiding by the outcome may encourage high bids by angered flip winners) (Andreoni and Miller, 1993; Dellarocas, 2006; Lacomba et al., 2011; Schniter et al., 2013). While we cannot rule out this explanation, our data do not reveal notable differences in the conflict expenditures of flip winners and losers. Additional unreported regressions (available upon request) indicate that the only significant difference is that flip losers bid more than winners in the *Endogenous-Costly* treatment, *opposite* to the direction of the retaliation hypothesis.

A third explanation is that individuals who pay to see the coin flip may be subject to a sunk cost fallacy; they might justify committing to the coin flip in order to avoid the regret of wasting money on unused advice (Arkes and Blumer, 1985; Gino, 2008). We cannot rule out this explanation – though it seems implausible since the expected value of conflict is positive and greater than the sunk cost of seeing the flip.

A final explanation receives the most substantial support from our data: the act of opting-in may serve as a signal of participant's willingness to cooperate. That is, commitment is encouraged when both parties know that the other has deliberately sent a signal of willingness to cooperate, but this signal is more than cheap talk only when it involves incurring an opportunity

cost.¹⁰ Under this interpretation, the willingness to incur a cost of opting-in indicates a willingness to accept the outcome of the coin flip, and agents are able to infer cooperative intentions (to commit) more readily from costly opting-in than from free opting-in. In this sense, the mechanism encourages self-selection among cooperative types. In the repeated game setting, non-cooperative types are going to be found out early on unless they feign being a cooperative type. It may therefore be worthwhile to opt-in to see whether one is paired with a cooperative type, since they can always avoid the costly conflict resolution mechanism in the future after they have been cheated once. These considerations may explain why commitment rates are greater in treatments where opting-in is costly than when it is exogenous or costless.

5. Conclusion

This paper explores the effectiveness of non-binding institutions for conflict resolution and the effect of endogenous institutional choice on their success. Empirically, the main problem with such mechanisms is: how do groups *commit* to abiding by the outcome of a conflict resolution mechanism? This paper suggests that one way of mitigating this problem is to make the choice of opting-in to the mechanism costly. Although the mere act of opting-in has no significant impact on commitment rates, costly opting-in substantially increases commitment for groups who pay the price.

Our results have important implications for the sustainability of cooperation and the mitigation of conflict in environments with weak contract enforcement. First, using a coin flip as a conflict resolution mechanism has numerous benefits for studying the commitment problems inherent in conflict resolution: it is *transparent* and easy to understand, it provides an *unbiased*

¹⁰ Indeed, there is evidence for this in other contexts where incurred opportunity costs facilitate reciprocity (McCabe et al., 2000, 2003).

means of allocating indivisible resources (consistent with egalitarian norms), and its “all-or-nothing” nature exacerbates the commitment problem, since losing participants must commit to receiving nothing.¹¹ Second, endogenizing and imposing a cost on the decision to opt-in activates reciprocity – by requiring individuals to undertake an opportunity cost to seek conflict resolution, the decision substantially increases the rate at which parties commit to conflict resolution. These (and similar) behavioral mechanisms are clearly important drivers of economic behavior and thus have an important role in any institutional design framework. When developing institutions to reduce conflict and facilitate mutually beneficial exchange, designers should consider not only standard incentive-compatibility issues but also the interaction between institutions and norms of cooperation and reciprocity. In particular, when the absence of exogenous enforcement mechanisms renders incentive-compatible arrangements infeasible, one way to reduce the costs of conflict may involve institutions designed to encourage reciprocity-driven pro-sociality.

¹¹ Using a random device as a conflict resolution mechanism has a long history. Iannaccone et al. (2011) argue that the Oracle at Delphi promoted cooperation amongst the Greek city-states despite providing random outcomes. Another well-known historical example of commitment to a random device is the battlefield agreement to settle a conflict by single combat between two renowned warriors. More familiar examples of conflict resolution via random device are abundant. Rock-paper-scissors, drawing straws, and throwing dice settle many friendly disputes.

References

- Abbink, K., Brandts, J., Herrmann, B. & Orzen, H. (2010). Inter-Group Conflict and Intra-Group Punishment in an Experimental Contest Game. *American Economic Review*, 100, 420-447.
- Abramitzky, R. (2008). The Limits of Equality: Insights from the Israeli Kibbutz. *Quarterly Journal of Economics*, 123, 1111-1159.
- Aimone, J., L.R. Iannaccone, M. Makowsky, & J. Rubin. (2013). Endogenous Group Formation via Unproductive Costs. *Review of Economic Studies*, forthcoming.
- Andreoni, J.A., & Miller, J.H. (1993). Rational Cooperation in the Finitely Repeated Prisoner's Dilemma: Experimental Evidence. *Economic Journal*, 103(418), 570-585.
- Arkes, H.R., & Blumer, C. (1985). The psychology of sunk cost. *Organizational Behavior and Human Decision Processes*, 35, 124-140.
- Aumann, R.J. (1987). Correlated Equilibrium as an Expression of Bayesian Rationality. *Econometrica*, 55, 1-18.
- Baker, G.P. (1992). Incentive Contracts and Performance Measurement. *Journal of Political Economy*, 100, 598-614.
- Bardhan, P. (2000). Irrigation and Cooperation: An Empirical Analysis of 48 Irrigation Communities in South India. *Economic Development and Cultural Change*, 48, 847-865.
- Berman, E. (2000). Sect, Subsidy, and Sacrifice: An Economist's View of Ultra-Orthodox Jews. *Quarterly Journal of Economics*, 65, 905-953.
- Bernstein, P. (1996). *Against the Gods: The Remarkable Story of Risk*. New York: John Wiley & Sons.
- Carvalho, J-P. (2013). Veiling. *Quarterly Journal of Economics*, 128, 337-370.
- Cason, T.N., Sheremeta, R.M. & Zhang, J. (2012). Communication and Efficiency in Competitive Coordination Games. *Games and Economic Behavior*, 76, 26-43.
- Charness, G., Frechette, G.R., & Qin, C.Z. (2007). Endogenous Transfers in the Prisoner's Dilemma Game: An Experimental Test of Cooperation and Coordination. *Games and Economic Behavior*, 60, 287-306.
- Dal Bó, P., Foster, A., & Putterman, L. (2010). Institutions and Behavior: Experimental Evidence on the Effects of Democracy. *American Economic Review*, 100, 2205-2229.
- Dechenaux, E., Kovenock, D., & Sheremeta, R.M. (2012). A Survey of Experimental Research on Contests. All-Pay Auctions and Tournaments. Chapman University, ESI Working Paper.
- Deck, C. & Sheremeta, R.M. (2012). Fight or Flight? Defending Against Sequential Attacks in the Game of Siege. *Journal of Conflict Resolution*, 56, 1069-1088.
- Dellarocas, C. (2006). Reputation Mechanisms. *Handbooks in Information Systems*, Vol. I, *Handbook on Economics and Information Systems*, edited by Terrence J. Hendershott, Elsevier, 629-660.
- Dorris, J. W. (1972). Reactions to unconditional cooperation: A field study emphasizing variables neglected in laboratory research. *Journal of Personality and Social Psychology*, 22, 387-397.
- Fischbacher, U. (2007). z-Tree: Zurich Toolbox for Ready-Made Economic Experiments. *Experimental Economics*, 10, 171-178.
- Gino, F. (2008). Do we listen to advice just because we paid for it? The impact of advice cost on its use. *Organizational Behavior and Human Decision Processes*, 107, 234-245.
- Gintis, H. (2009). *The Bounds of Reason*. Princeton University Press.

- Grafen, A. (1990). Biological signals as handicaps. *Journal of Theoretical Biology*, 144, 517-546.
- Greif, A. (2000). The Fundamental Problem of Exchange. *Review of European Economic History*, 4, 251-284.
- Greif, A., P. Milgrom, & B. Weingast (1994). Coordination, Commitment, and Enforcement: The Case of the Merchant Guild. *Journal of Political Economy*, 102, 745-776.
- Harris, M., & Raviv, A. (1979). Optimal Incentive Contracts with Imperfect Information. *Journal of Economic Theory*, 20, 231-259.
- Holmström, B. (1979). Moral Hazard and Observability. *Bell Journal of Economics*, 10, 74-91.
- Iannaccone, L.R. (1992). Sacrifice and Stigma: Reducing Free-Riding in Cults, Communes, and Other Collectives. *Journal of Political Economy*, 100, 271-291.
- Iannaccone, L.R. (1994). Why Strict Churches Are Strong. *American Journal of Sociology*, 99, 1180-1211.
- Iannaccone, L.R., Haight, C.E., & Rubin, J. (2011). Lessons from Delphi: Religious markets and spiritual capitals. *Journal of Economic Behavior and Organization*, 77, 326-338.
- Kimbrough, E.O. & Sheremeta, R.M. (2012). Why Can't We Be Friends? Entitlements and the Costs of Conflict. Chapman University, Working Paper.
- Kimbrough, E.O. & Sheremeta, R.M. (2013). Side-Payments and the Costs of Conflict. *International Journal of Industrial Organization*, forthcoming.
- Kimbrough, E.O., Sheremeta, R.M. & Shields, T. (2011). Resolving Conflicts by a Random Device. Chapman University, ESI Working Paper.
- Konrad, K. A. (2009). *Strategy and Dynamics in Contests*. New York, NY: Oxford University Press.
- Lacomba, J.A., Lagos, F.M., Reuben, E. & van Winden, F. (2011). On the Escalation and De-escalation of Conflict. Working Paper.
- Lissau, R. (2011). Coin flips choose winners in Island Lake, Green Oaks. *Daily Herald*. <http://www.dailyherald.com>
- Mago, S.D., Savikhin, A.C. & Sheremeta, R.M. (2012). Facing Your Opponents: Social Identification and Information Feedback in Contests. Chapman University, ESI Working Paper.
- Maher, C.R., & Lott, D.F. (2000) A Review of Ecological Determinants of Territoriality within Vertebrate Species. *American Midland Naturalist*, 143, 1-29.
- McCabe, K.A., Rigdon, M., & Smith, V.L. (2003). Positive Reciprocity and Intentions in Trust Games. *Journal of Economic Behavior and Organization*, 52, 267-275.
- McCabe, K.A., Smith, V.L., & Lepore, M. (2000). Intentionality Detection and 'Mindreading': Why Does Game Form Matter? *Proceedings of the National Academy of Sciences*, 97, 4404-4409.
- Milgrom, P.R., North, D.C., & Weingast, B.R. (1990). The role of institutions in the revival of trade: The law merchant, private judges, and the champagne fairs. *Economics and Politics*, 2, 1-23.
- Molander, P. (1985). The optimal level of generosity in a selfish, uncertain environment. *Journal of Conflict Resolution*, 29, 611-618.
- Petrie, M., Halliday, T., & Sanders, C. (1991). Peahens prefer peacocks with elaborate trains. *Animal Behavior*, 41, 323-331.
- Powell, R. (2006). War as a commitment problem. *International Organization*, 60, 169-203.
- Rabin, M. (1991). Reneging and Renegotiating. Working Paper.

- Schelling, T. (1960). *The Strategy of Conflict*. Cambridge, MA: Harvard University Press.
- Schniter, E., Sheremeta, R.M., & Sznycer, D. (2013). Building and Rebuilding Trust with Promises and Apologies. *Journal of Economic Behavior and Organization*, forthcoming.
- Sheremeta, R.M. (2010). Expenditures and Information Disclosure in Two-Stage Political Contests. *Journal of Conflict Resolution*, 54, 771-798.
- Sheremeta, R.M. (2013). Overbidding and Heterogeneous Behavior in Contest Experiments. *Journal of Economic Surveys*, forthcoming.
- Tirole, J. (1999). Incomplete Contracts: Where do We Stand? *Econometrica*, 67, 741-781.
- Tullock, G. (1980). Efficient Rent Seeking. In *Toward a Theory of the Rent-seeking Society*, ed. James M. Buchanan, Robert D. Tollison, and Gordon Tullock. 97-112. College Station, TX: Texas A&M University Press.
- Williamson, O. (1985). Credible Commitments: Using Hostages to Support Exchange. *American Economic Review*, 73, 519-540.
- Zahavi, A. (1975). Mate selection: a selection for a handicap. *Journal of Theoretical Biology*, 53, 205-214.
- Zahavi, A. (1993). The fallacy of conventional signaling. *Philosophical Transactions of the Royal Society London, Series B*, 340, 227-230.

Table 1: Average Frequency of Conflict Resolution, Opting-in and Commitment, as well as Conflict Expenditures and Payoffs (Periods 5-29)

	Treatment		
	<i>Exogenous-Free</i>	<i>Endogenous-Free</i>	<i>Endogenous-Costly</i>
Conflict Resolution	0.54 (0.50) N=550	0.41 (0.49) N=775	0.20 (0.40) *# N=1150
Both Opt-In	1.00 N=550	0.71 (0.46) * N=775	0.26 (0.44) *# N=1150
Both Commit	0.54 (0.50) N=550	0.58 (0.49) N=547	0.76 (0.43) *# N=296
Flip-Loser Commits	0.58 (0.49) N=550	0.61 (0.49) N=547	0.78 (0.42)*# N=296
Conflict Expenditure	28.56 (18.93) N=502	24.62 (20.08) N=912	18.58 (19.27) ^ N=1848
Payoff	36.97 (52.54) N=1100	35.52 (51.59) N=1550	33.53 (51.19) N=2300

Standard deviation reported in parentheses. Each reported variable was regressed against treatment dummy variables and a period trend, with standard errors clustered at the group level. Rows 1-3 employ mixed-effects models with random effects for each group, and rows 4-6 employ mixed-effects models with random effects for each group and nested participant-in-group. Rows 1-4 estimate logistic regressions and rows 5-6 estimate linear models. Amounts noted with * signify the treatment coefficient was significantly different from the *Exogenous-Free* coefficient, p -value < 0.05. Amounts noted with # signify the treatment coefficient was significantly different from the *Endogenous-Free* coefficient, p -value < 0.05. Amounts noted with ^ signify the treatment coefficient was significantly different from the *Exogenous-Free* coefficient, p -value < 0.1.

Figure 1: Game Tree

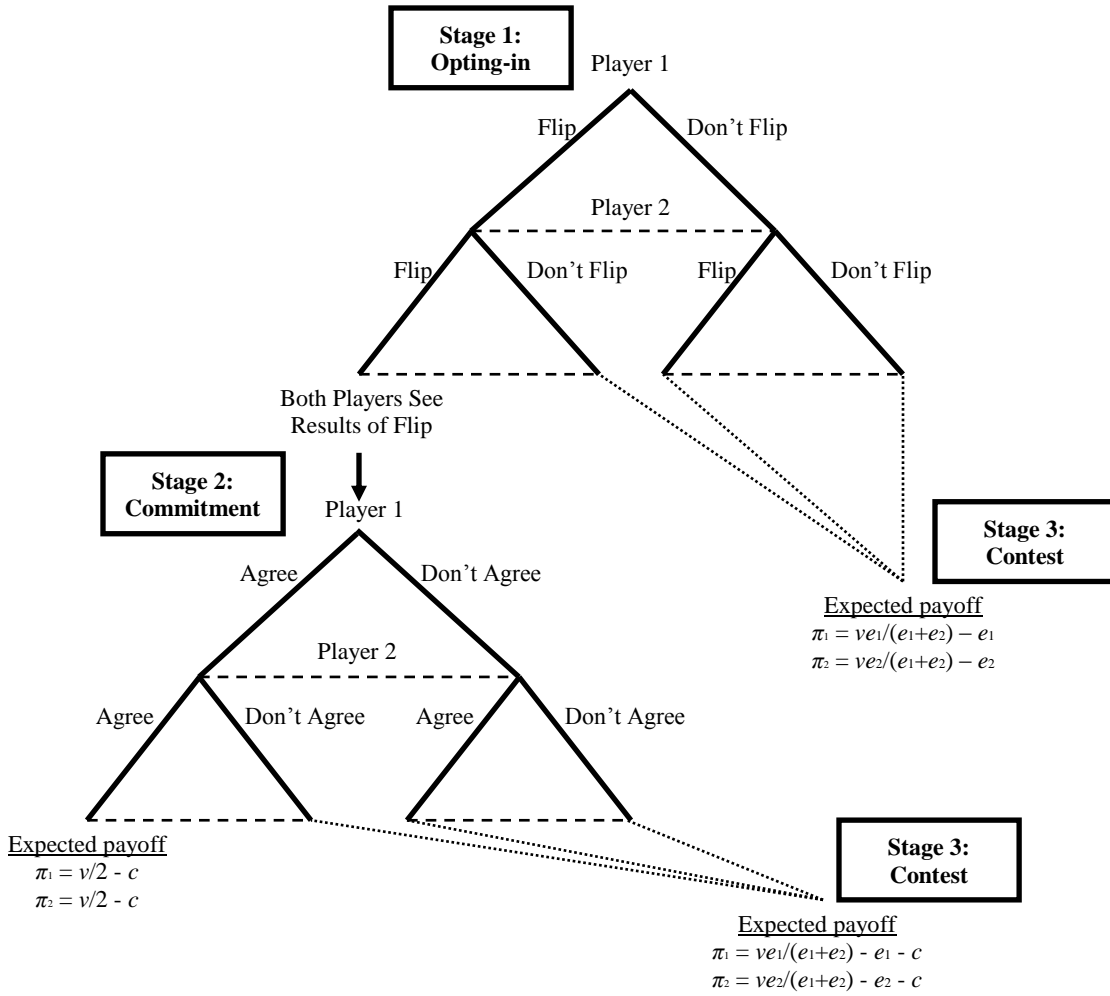
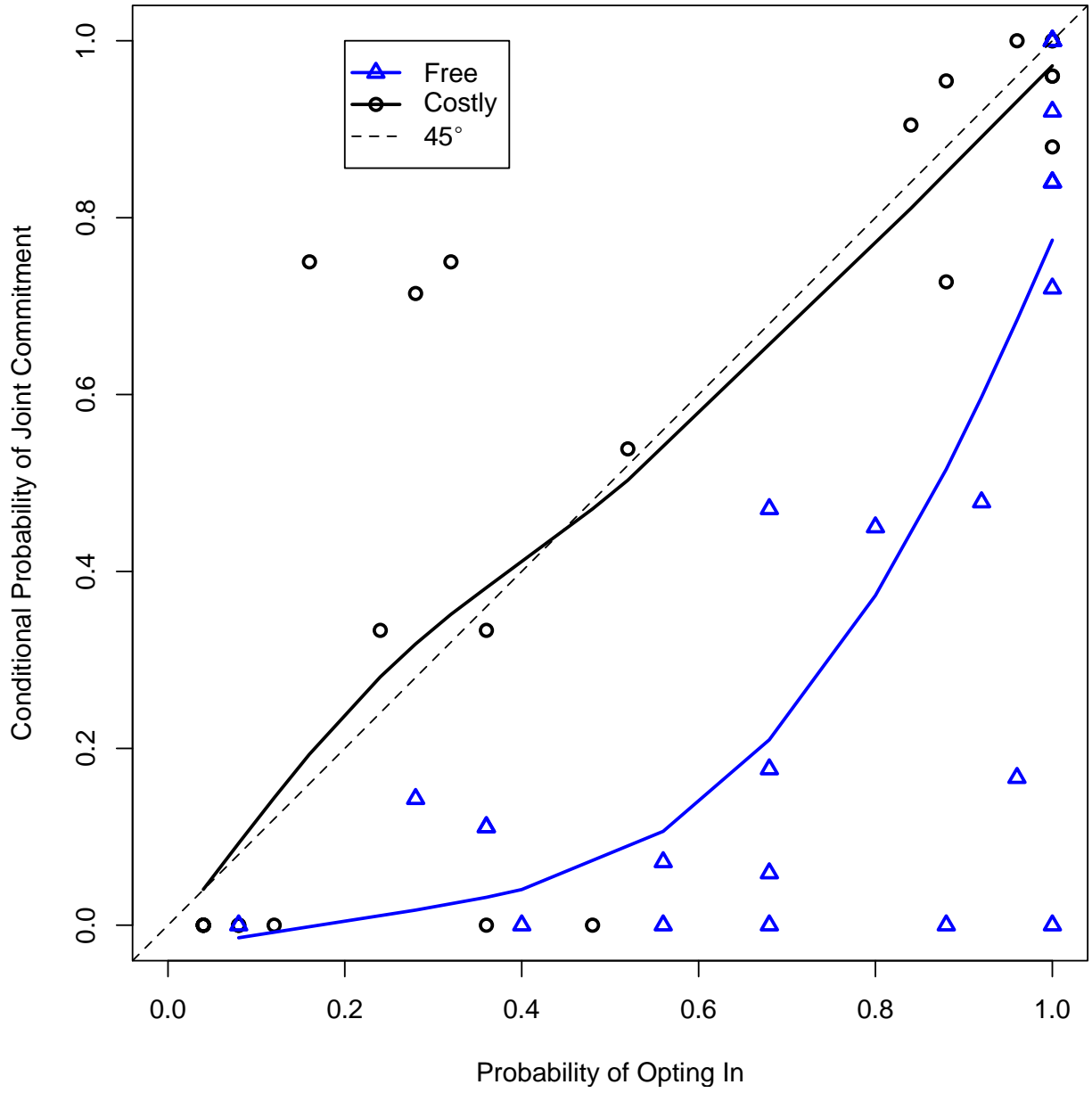
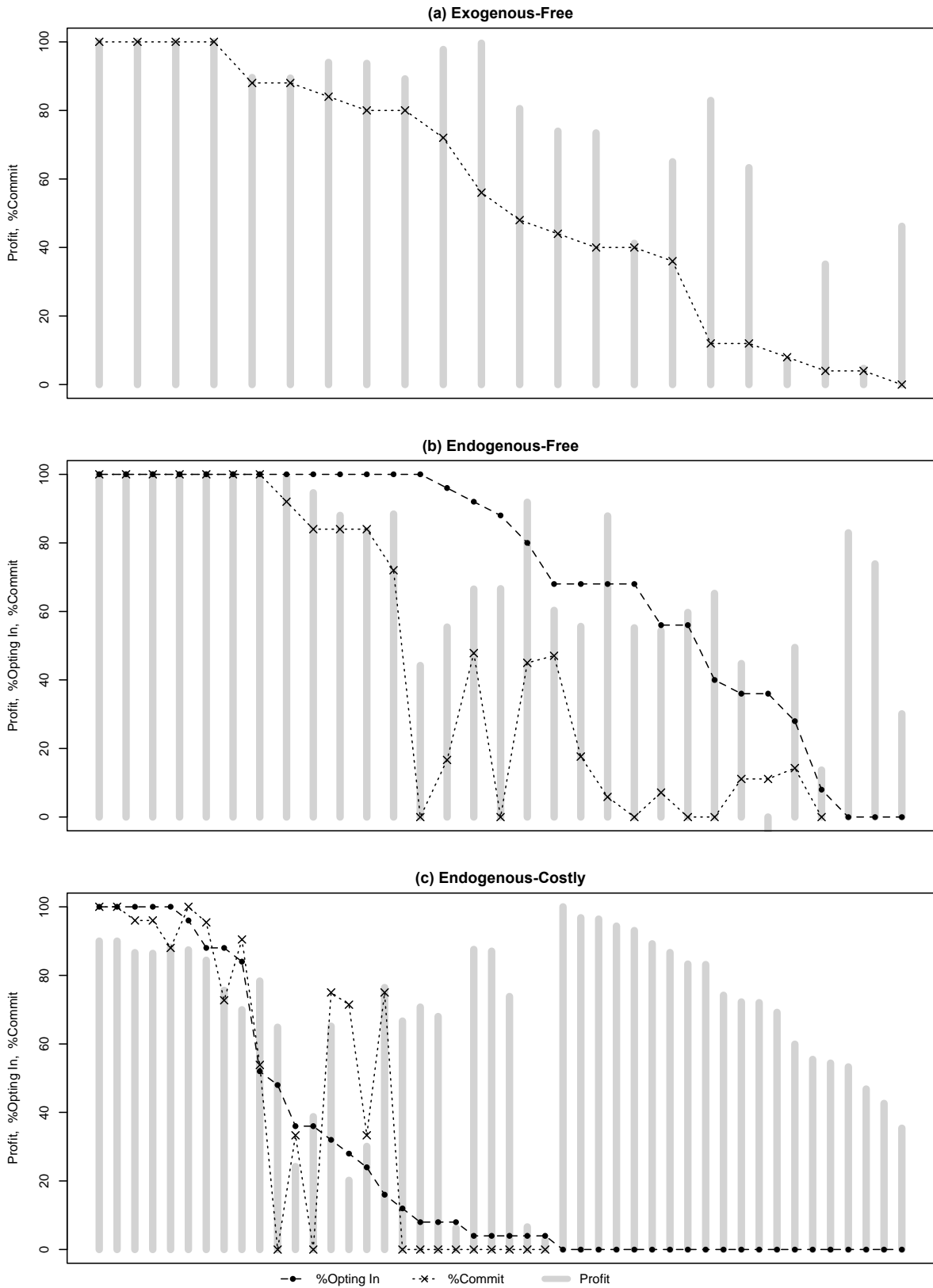


Figure 2: Probability of Both Opting-in vs. Conditional Probability of Both Committing
(Endogenous-Free and Endogenous-Costly Treatments, Periods 5-29)



Note: Each point represents the probability of opting-in and the conditional probability of commitment for a single pair over periods 5-29; the lines plot smoothing spline fits to the data with 3 DF.

Figure 3: Average Profits, Opting-in and Commitment by Pair and Treatment (Periods 5-29)



Appendix A (Not for Publication) – Instructions

GENERAL INSTRUCTIONS

This is an experiment in the economics of strategic decision-making. Various research agencies have provided funds for this research. If you follow the instructions closely and make appropriate decisions, you can earn an appreciable amount of money, which will be paid to you in cash.

The currency used in the experiment is francs. Francs will be converted to U.S. Dollars at a rate of 100 francs to 1 dollar. You have already earned a **\$20.00 participation fee** (this includes the \$7 show up fee). The experiment will consist of **30** periods and at the end of the experiment we sum your total earnings for all 30 periods and convert them to a U.S. dollar payment.

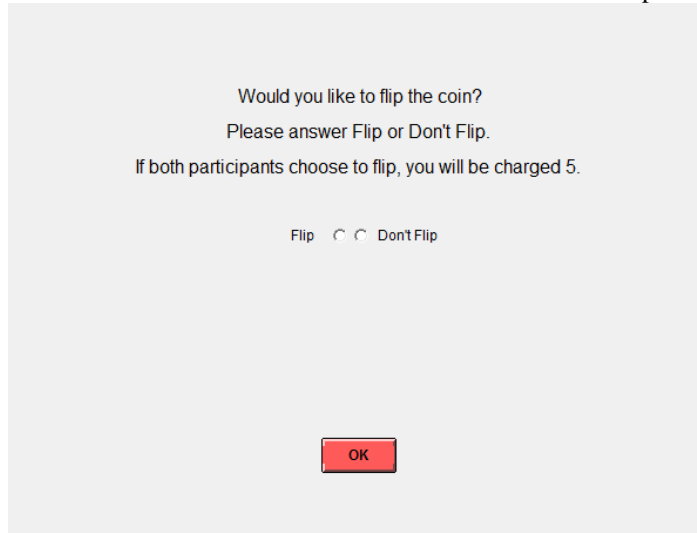
It is very important that you remain silent and do not look at others' decisions (screens). If you have any questions, or need assistance of any kind, please raise your hand and an experimenter will come to you. If you talk, laugh, exclaim out loud, etc., you will be asked to leave and you will not be paid. We expect and appreciate you following the laboratory's rules. The remainder of the instructions will describe the decisions you may face in each period.

The participants in today's experiment will be randomly assigned into two-participant groups. You and the other participant in your group will make choices that will determine your payoffs. The experiment contains 30 periods. You will remain within the same two-participant group for all 30 periods.

In each period of the experiment one of the two participants in your group will receive the **reward**. The reward is worth **100** francs. Each period of the experiment consists of as many as **three decision stages**.

YOUR DECISION IN STAGE 1

In **Stage 1**, both participants will have the opportunity to choose whether they want to **Flip** a computer coin in order to determine who will receive the reward. An example of your decision screen is shown below.



Would you like to flip the coin?
Please answer Flip or Don't Flip.
If both participants choose to flip, you will be charged 5.

Flip Don't Flip

OK

If you want to flip the coin, check **Flip**. If **both** participants choose **Flip**, the computer will subtract **5 francs** from both participants' earnings for the period, and both participants will enter **Stage 2**. However, if **either** participant chooses **Don't Flip**, then both participants will skip **Stage 2** and enter **Stage 3**, and the 5 francs will not be subtracted from either participant.

YOUR DECISION IN STAGE 2

If both participants choose **Flip** in **Stage 1**, the computer will flip a coin. There is a 50% chance the coin lands heads, and 50% chance the coin lands tails. If the computer coin lands heads one participant will receive the reward, if it lands tails, the other participant receives the reward. The flip outcome determines who receives the reward. So, there are two possible payoffs:

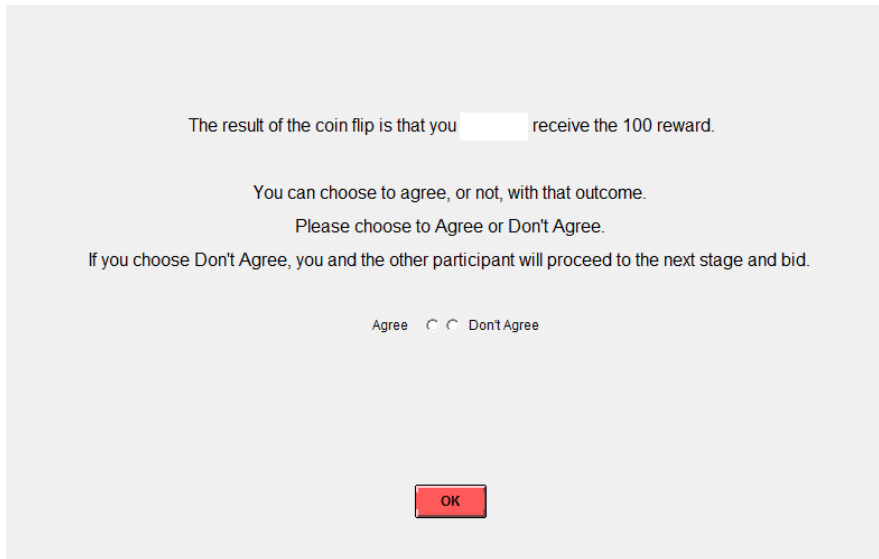
If You Receive the Reward

Earnings = 100 – 5 francs

If The Other Participant Receives the Reward

Earnings = 0 – 5 francs

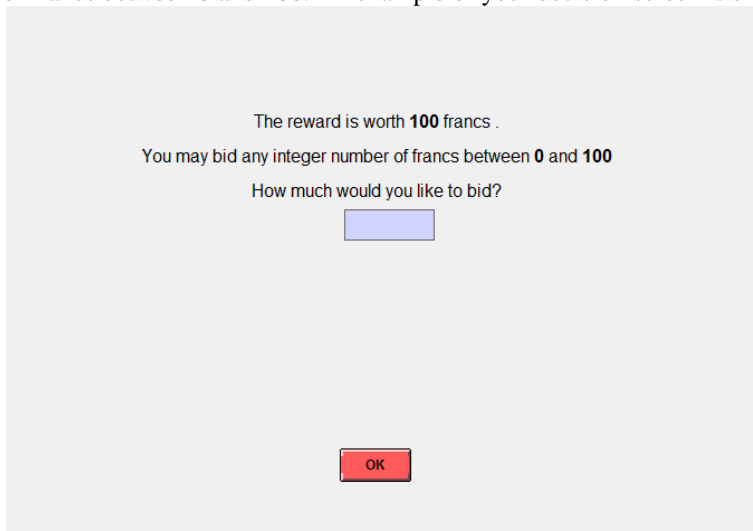
In **Stage 2**, both participants will have to choose whether they want to **Agree** to the outcome of a computer coin flip. An example of your decision screen is shown below.



If you want to agree, check **Agree**. If **both** participants choose to **Agree**, the computer will assign earnings to participants according to the coin flip and the period is over, meaning that neither participant enters **Stage 3**. However, if **either** participant chooses **Don't Agree**, then both participants will enter **Stage 3**, but the 5 francs will be subtracted from both participants since they have agreed in **Stage 1** to flip a coin.

YOUR DECISION IN STAGE 3

If either participant checked **Don't Flip** in **Stage 1** or checked **Don't Agree** in **Stage 2**, each participant enters **Stage 3**. In this stage, each participant may **bid for the 100 franc reward**. You may bid any integer number of francs between **0** and **100**. An example of your decision screen is shown below.



The more you bid, the more likely you are to receive the reward. The more the other participant bids, the less likely you are to receive the reward. Specifically, for **each franc** you bid, you will receive **1 lottery ticket** and for **each franc** the other participant bids, the other participant will receive **1 lottery ticket**. After both participants make their bids, the computer will **draw randomly** one ticket among all the tickets purchased by **you and the other participant**. The owner of the winning ticket receives the reward of 100 francs. Each ticket has an equal chance of winning. So your chance of receiving the reward is given by the number of tickets you buy divided by the total number of tickets bought by you and the other participant.

$$\text{Chance of Receiving the Reward} = \frac{\text{Your Total Lottery Tickets}}{\text{Sum of Your and Other Participant's Lottery Tickets}}$$

If both participants bid *zero* the reward is randomly assigned to one of the two participants.

After both participants make their bids, your earnings for the period are calculated. Regardless of who receives the reward, *both* participants will have to pay their bids. So your earnings will be calculated in the following way:

If either participant decided **Don't Flip** in Stage 1:

If you receive the reward: $\text{Earnings} = 100 - \text{Your Bid}$

If you do not receive the reward: $\text{Earnings} = 0 - \text{Your Bid}$

If both participants decided **Flip** in Stage 1, but either participant decided **Don't Agree** in Stage 2:

If you receive the reward: $\text{Earnings} = 100 - \text{Your Bid} - 5 \text{ francs}$

If you do not receive the reward: $\text{Earnings} = 0 - \text{Your Bid} - 5 \text{ francs}$

Remember you have already earned a \$20.00 participation fee (equivalent to 2,000 francs). In any period, you may receive either positive or negative earnings. At the end of the experiment we will sum the total earnings for all 30 periods of the experiment and convert them to a U.S. dollar payment. If the summed earnings are negative, we will subtract them from your participation fee. If the summed earnings are positive, we will add them to your participation fee.

An Example

This is a hypothetical example used to illustrate how the computer determines who wins the reward of 100 francs. If you bid 30 francs and the other participant bids 20 francs, then you receive 30 lottery tickets and the other participant receives 20 lottery tickets. Then the computer randomly draws one lottery ticket out of 50 (30 + 20). As you can see, you have a higher chance of receiving the reward, $0.60 = 30/50$. The other participant has a $0.40 = 20/50$ chance of receiving the reward.

After both participants bid, the computer will make a random draw that will determine who receives the reward. Then the computer will calculate your period earnings based on your bid and whether you received the reward or not.

At the end of each period, the computer will display all decision in all three stages on the outcome screen. Once the outcome screen is displayed you should record your results for the period on your **Personal Record Sheet** under the appropriate heading. An example of the outcome screen is shown below.

The screenshot shows a form with the following fields and options:

- You agreed to the Coin Flip: Agree Don't Agree
- The other participant agreed to the Coin Flip: Agree Don't Agree
- Your bid:
- The other participant's bid:
- Did you receive the 100 reward?:
- Total earnings for this period:
- OK

IMPORTANT NOTES

In each period, you and another participant have the opportunity to receive a **reward** worth 100 francs. In **Stage 1** each participant chooses either **Flip** or **Don't Flip**. If both participants choose **Flip**, then both participants pay 5 francs and the experiment moves to **Stage 2**. In **Stage 2** the outcome of the coin flip is revealed, and both participants choose either **Agree** or **Don't Agree**. If both participants choose **Agree**, the outcome of the coin flip is made final and the payoffs are computed for each participant. On the other hand, if either participant chooses **Don't Flip** in **Stage 1** or if either participant chooses **Don't Agree** in **Stage 2**, both participants enter **Stage 3**. Then, each participant submits a bid for the reward, and the reward is allocated by a random computerized draw. Are there any questions?

Appendix B (Not for Publication) – Additional Figures

Figure B1: Time Series of Conflict Expenditures by Pair, *Exogenous-Free* Treatment

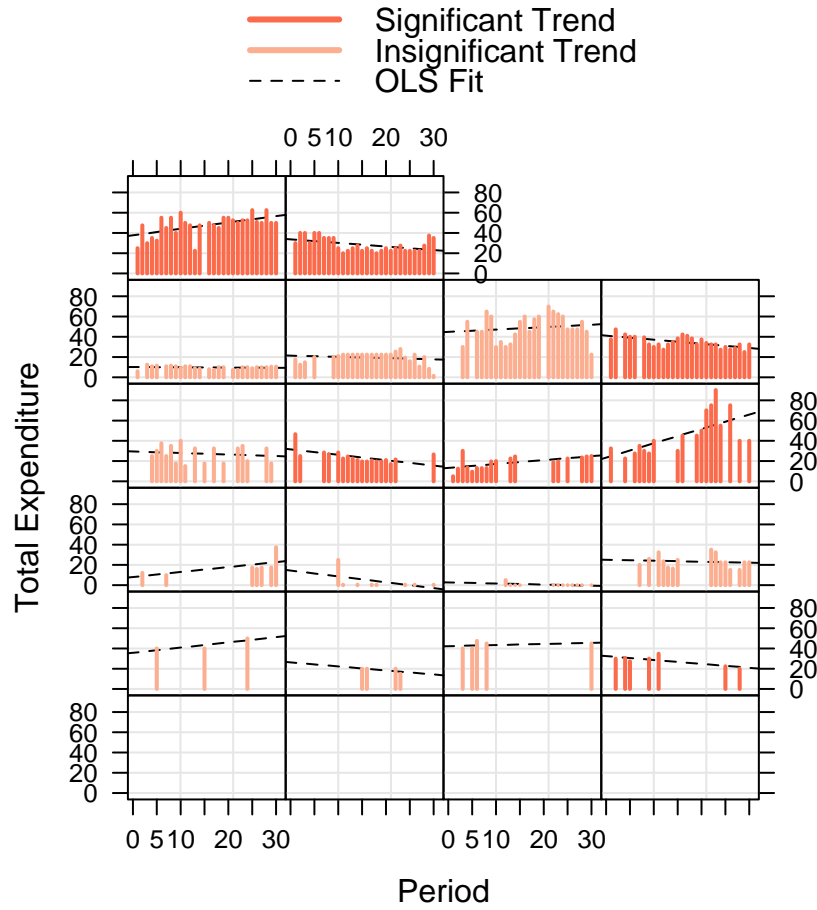
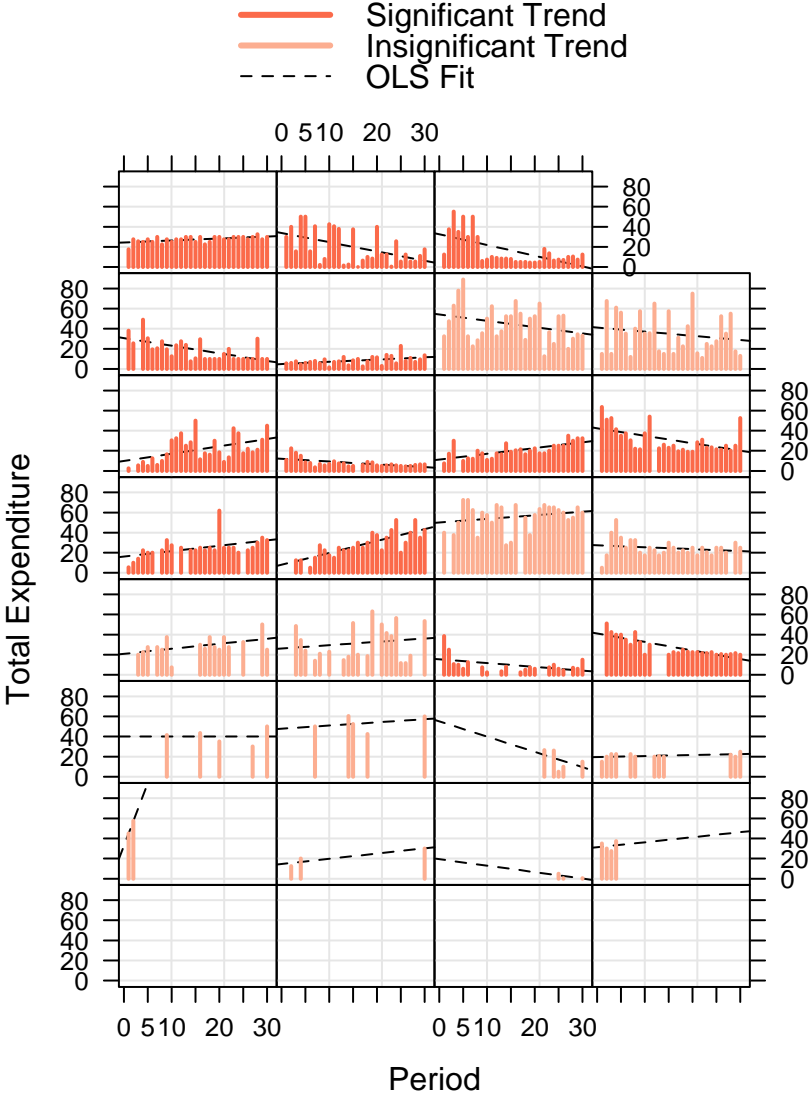
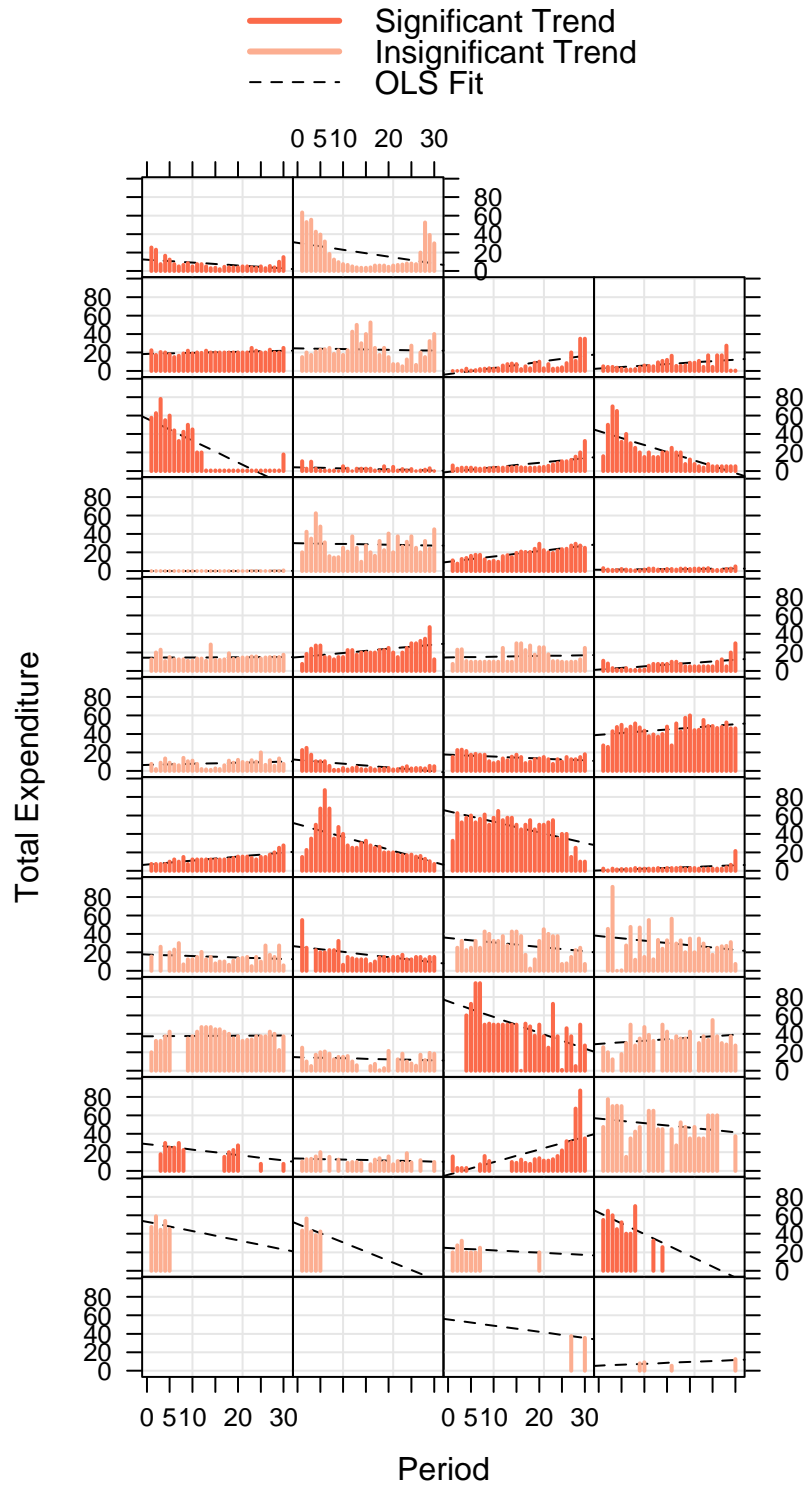


Figure B2: Time Series of Conflict Expenditures by Pair, *Endogenous-Free* Treatment



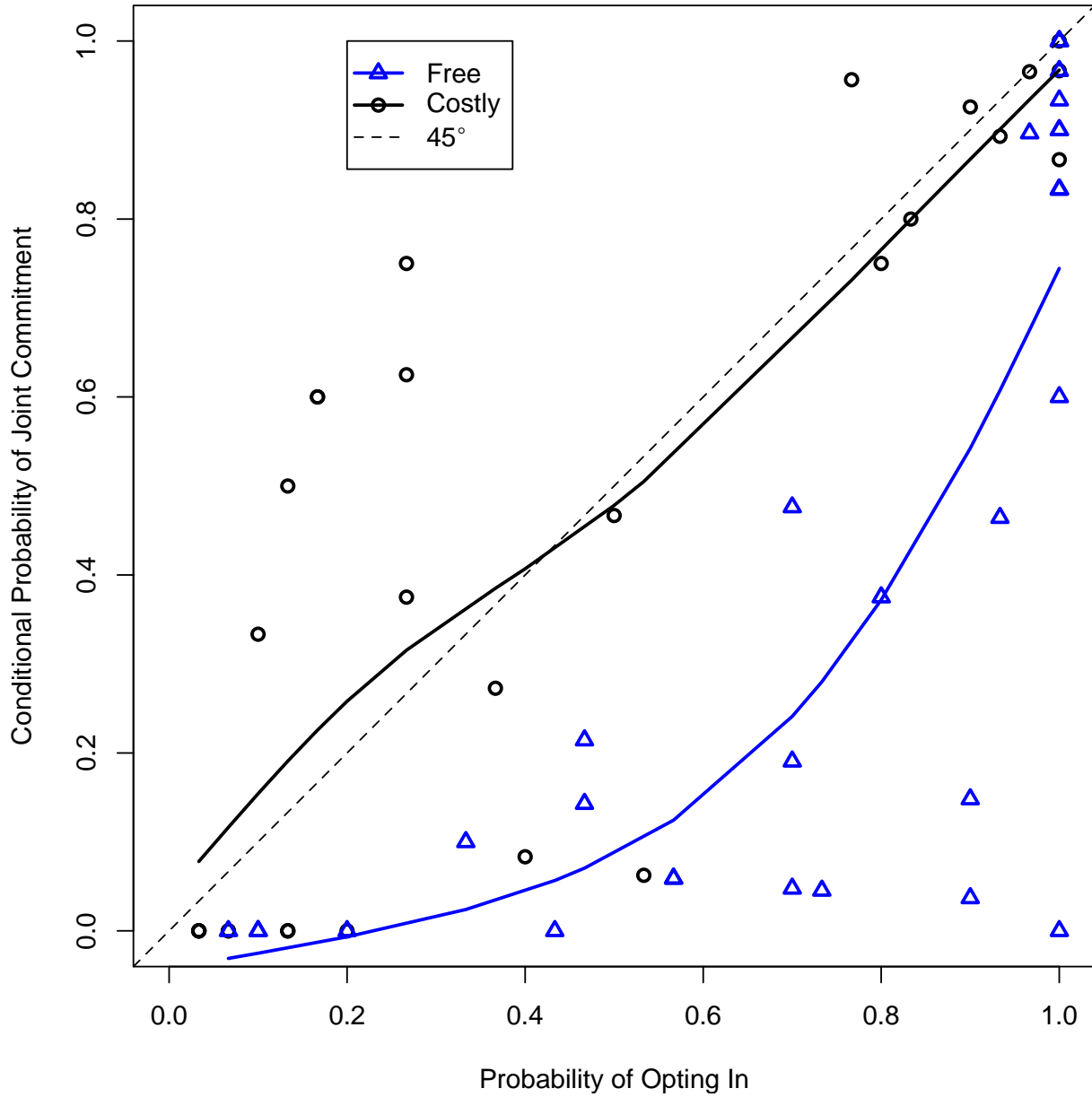
Panels ordered from the top by probability of conflict.

Figure B3: Time Series of Conflict Expenditures by Pair, *Endogenous-Costly* Treatment



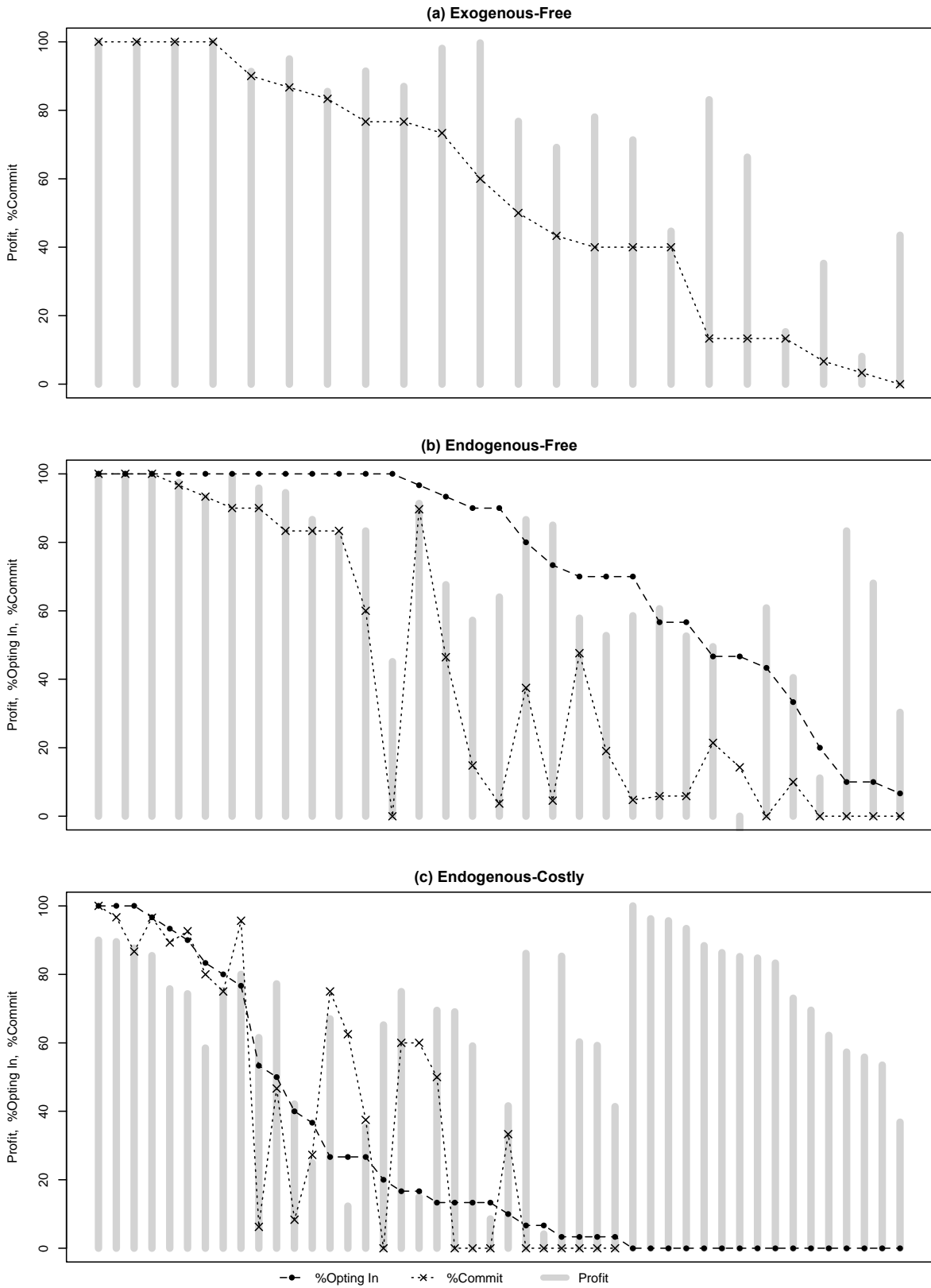
Panels ordered from the top by probability of conflict.

Figure B4: Probability of Both Opting-in vs. Conditional Probability of Both Committing
(Endogenous-Free and Endogenous-Costly Treatments, All Periods)



Note: Each point represents the probability of opting-in and the conditional probability of commitment for a single pair over all 30 periods; the lines plot smoothing spline fits to the data with 3 DF.

Figure B5: Average Profits, Opting-in and Commitment by Pair and Treatment (All Periods)



Economic Science Institute Working Papers

2013

13-10 Klose, B. and Kovenock, D. The All-Pay Auction with Complete Information and Identity-Dependent Externalities.

13-09 Branas-Garza, P., Kovarik, J., and Neyse, L. Second-to-Fourth Digit Ratio has a Non-Monotonic Impact on Altruism.

13-08 McCarter, M., Samak, A., and Sheremeta, R. Divided Loyalties or Conditional Cooperation? An experimental study of contributions to multiple public goods.

13-07 Gabaix, X., Laibson, D., Li, D., Li, H., Resnick, S., and de Vries, C. The Impact of Competition on Prices with Numerous Firms.

13-06 Sheremeta, R. Overbidding and Heterogeneous Behavior in Contest Experiments.

13-05 Deck, C. and Porter, D. Prediction Markets in the Laboratory.

13-04 Corgnet, B., Hernán-Gonzalez, R., Kujal, P., and Porter, D. The Effect of Earned vs. House Money on Price Bubble Formation in Experimental Asset Markets.

13-03 Sheremeta, R. and Zhang, J. Three-Player Trust Game with Insider Communication.

13-02 McCarter, M. and Sheremeta, R. You Can't Put Old Wine in New Bottles: The Effect of Newcomers on Coordination in Groups.

13-01 Corgnet, B., Hernan-Gonzalez, R., and Rassenti, S. Peer Pressure and Moral Hazard in Teams: Experimental Evidence.

2012

12-31 Thomas, C. An Alternating-Offers Model of Multilateral Negotiations.

12-30 Mago, S., Sheremeta, R. and Yates, A. Best-of-Three Contest Experiments: Strategic versus psychological momentum.

12-29 Bigoni, M., Camera, G. and Casari, M. Strategies of Cooperation and Punishment among Students and Clerical Workers.

12-28 Camera, G. and Kim, J. Buyer's Equilibrium with Capacity Constraints and Restricted Mobility: A recursive approach.

12-27 Camera, G., Casari, M., and Bigoni, M. Binding Promises and Cooperation Among Strangers.

- 12-26** Schniter, E., Shields, T. and Dickhaut, J. Ageism & Cooperation.
- 12-25** Gjerstad, S. and Smith, V. Balance Sheet Crises: Causes, Consequences and Responses.
- 12-24** Gómez-Miñambres, J., Corgnet, B. and Hernán-Gonzalez, R. Goal Setting and Monetary Incentives: When Large Stakes Are Not Enough.
- 12-23** Clots-Figueras, I., Hernán González, R., and Kujal, P. Asymmetry and Deception in the Investment Game.
- 12-22** Dechenaux, E., Kovenock, D. and Sheremeta, R. A Survey of Experimental Research on Contests, All-Pay Auctions and Tournaments.
- 12-21** Rubin, J. and Sheremeta, R. Principal-Agent Settings with Random Shocks.
- 12-20** Gómez-Miñambres, J. and Schniter, E. Menu-Dependent Emotions and Self-Control.
- 12-19** Schniter, E., Sheremeta, R., and Sznycer, D. Building and Rebuilding Trust with Promises and Apologies.
- 12-18** Shields, T. and Xin, B. Higher-order Beliefs in Simple Trading Models.
- 12-17** Pfeiffer, G. and Shields, T. Performance-Based Compensation and Firm Value: Experimental evidence.
- 12-16** Kimbrough, E. and Sheremeta, R. Why Can't We Be Friends? Entitlements, bargaining, and conflict.
- 12-15** Mago, S., Savikhin, A., and Sheremeta, R. Facing Your Opponents: Social identification and information feedback in contests.
- 12-14** McCarter, M., Kopelman, S., Turk, T. and Ybarra, C. Too Many Cooks Spoil the Broth: How the tragedy of the anticommons emerges in organizations.
- 12-13** Chowdhury, S., Sheremeta, R. and Turocy, T. Overdissipation and Convergence in Rent-seeking Experiments: Cost structure and prize allocation rules.
- 12-12** Bodsky, R., Donato, D., James, K. and Porter, D. Experimental Evidence on the Properties of the California's Cap and Trade Price Containment Reserve.
- 12-11** Branas-Garza, P., Espin, A. and Exadaktylos, F. Students, Volunteers and Subjects: Experiments on social preferences.
- 12-10** Klose, B. and Kovenock, D. Extremism Drives Out Moderation.
- 12-09** Buchanan, J. and Wilson, B. An Experiment on Protecting Intellectual Property.
- 12-08** Buchanan, J., Gjerstad, S. and Porter, D. Information Effects in Multi-Unit Dutch Auctions.

12-07 Price, C. and Sheremeta, R. Endowment Origin, Demographic Effects and Individual Preferences in Contests.

12-06 Magoa, S. and Sheremeta, R. Multi-Battle Contests: An experimental study.

12-05 Sheremeta, R. and Shields, T. Do Liars Believe? Beliefs and Other-Regarding Preferences in Sender-Receiver Games.

12-04 Sheremeta, R., Masters, W. and Cason, T. Winner-Take-All and Proportional-Prize Contests: Theory and experimental results.

12-03 Buchanan, J., Gjerstad, S. and Smith, V. There's No Place Like Home.

12-02 Corgnet, B. and Rodriguez-Lara, I. Are you a Good Employee or Simply a Good Guy? Influence Costs and Contract Design.

12-01 Kimbrough, E. and Sheremeta, R. Side-Payments and the Costs of Conflict.

2011

11-20 Cason, T., Savikhin, A. and Sheremeta, R. Behavioral Spillovers in Coordination Games.

11-19 Munro, D. and Rassenti, S. Combinatorial Clock Auctions: Price direction and performance.

11-18 Schniter, E., Sheremeta, R., and Sznycer, D. Restoring Damaged Trust with Promises, Atonement and Apology.

11-17 Brañas-Garza, P., and Proestakis, A. Self-discrimination: A field experiment on obesity.

11-16 Brañas-Garza, P., Bucheli, M., Paz Espinosa, M., and García-Muñoz, T. Moral Cleansing and Moral Licenses: Experimental evidence.

11-15 Caginalp, G., Porter, D., and Hao, L. Asset Market Reactions to News: An experimental study.

11-14 Benito, J., Branas-Garza, P., Penelope Hernandez, P., and Sanchis Llopis, J. Strategic Behavior in Schelling Dynamics: A new result and experimental evidence.

11-13 Chui, M., Porter, D., Rassenti, S. and Smith, V. The Effect of Bidding Information in Ascending Auctions.

11-12 Schniter, E., Sheremeta, R. and Shields, T. Conflicted Minds: Recalibrational emotions following trust-based interaction.

11-11 Pedro Rey-Biel, P., Sheremeta, R. and Uler, N. (Bad) Luck or (Lack of) Effort?: Comparing social sharing norms between US and Europe.

11-10 Deck, C., Porter, D., and Smith, V. Double Bubbles in Assets Markets with Multiple Generations.

- 11-09** Kimbrough, E., Sheremeta, R., and Shields, T. Resolving Conflicts by a Random Device.
- 11-08** Brañas-Garza, P., García-Muñoz, T., and Hernan, R. Cognitive effort in the Beauty Contest Game.
- 11-07** Grether, D., Porter, D., and Shum, M. Intimidation or Impatience? Jump Bidding in On-line Ascending Automobile Auctions.
- 11-06** Rietz, T., Schniter, E., Sheremeta, R., and Shields, T. Trust, Reciprocity and Rules.
- 11-05** Corgnet, B., Hernan-Gonzalez, R., and Rassenti, S. Real Effort, Real Leisure and Real-time Supervision: Incentives and peer pressure in virtual organizations.
- 11-04** Corgnet, B. and Hernán-González R. Don't Ask Me If You Will Not Listen: The dilemma of participative decision making.
- 11-03** Rietz, T., Sheremeta, R., Shields, T., and Smith, V. Transparency, Efficiency and the Distribution of Economic Welfare in Pass-Through Investment Trust Games.
- 11-02** Corgnet, B., Kujal, P. and Porter, D. The Effect of Reliability, Content and Timing of Public Announcements on Asset Trading Behavior.
- 11-01** Corgnet, B., Kujal, P. and Porter, D. Reaction to Public Information in Markets: How much does ambiguity matter?

2010

- 10-23** Sheremeta, R. Perfect-Substitutes, Best-Shot, and Weakest-Link Contests between Groups.
- 10-22** Mago, S., Sheremeta, R., and Yates, A. Best-of-Three Contests: Experimental evidence.
- 10-21** Kimbrough, E. and Sheremeta, R. Make Him an Offer He Can't Refuse: Avoiding conflicts through side payments.
- 10-20** Savikhim, A. and Sheremeta, R. Visibility of Contributions and Cost of Inflation: An experiment on public goods.
- 10-19** Sheremeta, R. and Shields, T. Do Investors Trust or Simply Gamble?
- 10-18** Deck, C. and Sheremeta, R. Fight or Flight? Defending Against Sequential Attacks in the Game of Siege.
- 10-17** Deck, C., Lin, S. and Porter, D. Affecting Policy by Manipulating Prediction Markets: Experimental evidence.
- 10-16** Deck, C. and Kimbrough, E. Can Markets Save Lives? An Experimental Investigation of a Market for Organ Donations.

10-15 Deck, C., Lee, J. and Reyes, J. Personality and the Consistency of Risk Taking Behavior: Experimental evidence.

10-14 Deck, C. and Nikiforakis, N. Perfect and Imperfect Real-Time Monitoring in a Minimum-Effort Game.

10-13 Deck, C. and Gu, J. Price Increasing Competition? Experimental Evidence.

10-12 Kovenock, D., Roberson, B., and Sheremeta, R. The Attack and Defense of Weakest-Link Networks.

10-11 Wilson, B., Jaworski, T., Schurter, K. and Smyth, A. An Experimental Economic History of Whalers' Rules of Capture.

10-10 DeScioli, P. and Wilson, B. Mine and Thine: The territorial foundations of human property.

10-09 Cason, T., Masters, W. and Sheremeta, R. Entry into Winner-Take-All and Proportional-Prize Contests: An experimental study.

10-08 Savikhin, A. and Sheremeta, R. Simultaneous Decision-Making in Competitive and Cooperative Environments.

10-07 Chowdhury, S. and Sheremeta, R. A generalized Tullock contest.

10-06 Chowdhury, S. and Sheremeta, R. The Equivalence of Contests.

10-05 Shields, T. Do Analysts Tell the Truth? Do Shareholders Listen? An Experimental Study of Analysts' Forecasts and Shareholder Reaction.

10-04 Lin, S. and Rassenti, S. Are Under- and Over-reaction the Same Matter? A Price Inertia based Account.

10-03 Lin, S. Gradual Information Diffusion and Asset Price Momentum.

10-02 Gjerstad, S. and Smith, V. Household Expenditure Cycles and Economic Cycles, 1920 – 2010.

10-01 Dickhaut, J., Lin, S., Porter, D. and Smith, V. Durability, Re-trading and Market Performance.

2009

09-11 Hazlett, T., Porter, D., and Smith, V. Radio Spectrum and the Disruptive Clarity OF Ronald Coase.

09-10 Sheremeta, R. Expenditures and Information Disclosure in Two-Stage Political Contests.

09-09 Sheremeta, R. and Zhang, J. Can Groups Solve the Problem of Over-Bidding in Contests?

09-08 Sheremeta, R. and Zhang, J. Multi-Level Trust Game with "Insider" Communication.

- 09-07** Price, C. and Sheremeta, R. Endowment Effects in Contests.
- 09-06** Cason, T., Savikhin, A. and Sheremeta, R. Cooperation Spillovers in Coordination Games.
- 09-05** Sheremeta, R. Contest Design: An experimental investigation.
- 09-04** Sheremeta, R. Experimental Comparison of Multi-Stage and One-Stage Contests.
- 09-03** Smith, A., Skarbek, D., and Wilson, B. Anarchy, Groups, and Conflict: An experiment on the emergence of protective associations.
- 09-02** Jaworski, T. and Wilson, B. Go West Young Man: Self-selection and endogenous property rights.
- 09-01** Gjerstad, S. Housing Market Price Tier Movements in an Expansion and Collapse.

2008

- 08-09** Dickhaut, J., Houser, D., Aimone, J., Tila, D. and Johnson, C. High Stakes Behavior with Low Payoffs: Inducing preferences with Holt-Laury gambles.
- 08-08** Stecher, J., Shields, T. and Dickhaut, J. Generating Ambiguity in the Laboratory.
- 08-07** Stecher, J., Lunawat, R., Pronin, K. and Dickhaut, J. Decision Making and Trade without Probabilities.
- 08-06** Dickhaut, J., Lungu, O., Smith, V., Xin, B. and Rustichini, A. A Neuronal Mechanism of Choice.
- 08-05** Anctil, R., Dickhaut, J., Johnson, K., and Kanodia, C. Does Information Transparency Decrease Coordination Failure?
- 08-04** Tila, D. and Porter, D. Group Prediction in Information Markets With and Without Trading Information and Price Manipulation Incentives.
- 08-03** Thomas, C. and Wilson, B. Horizontal Product Differentiation in Auctions and Multilateral Negotiations.
- 08-02** Oprea, R., Wilson, B. and Zillante, A. War of Attrition: Evidence from a laboratory experiment on market exit.
- 08-01** Oprea, R., Porter, D., Hibbert, C., Hanson, R. and Tila, D. Can Manipulators Mislead Prediction Market Observers?